

Good morning boys and girls,

Below is your work for this week. Please upload your work as you complete it. It was wonderful to see and hear so many of you reading last week and to see the great effort you have been putting in at home. All documents you need for this week will also be on Seesaw, some of which you will be able to edit and write on online. Try your best and do what you can.

Ms. McHugh 😊

Third Class Work 11th - 15th May 2020.

English:

Write a Book: I received confirmation last week that the deadline has been extended for this project. We will now submit our entries in early autumn. A 'virtual' prize giving ceremony will take place in late autumn if a face-to-face ceremony is not possible for the winners. I would encourage you all to continue working on this project at home. A lot of work has gone into your writing so far and I would love to see your writing submitted for entry. It is optional because it involves a lot of work at home to have your book ready for September. All submissions should be on A4 or A5 (half an A4 page) paper. People who are still interested can you let me know this week on Seesaw and I will guide you through the process as best as I can from afar. There will be a minimum number of participants needed for this to go ahead.

Spelling: Week 31, complete exercises in full please and send to Seesaw when complete. Please send test to Seesaw on Friday. You can write them as a note on Seesaw or photograph the words you write.

Reading: History of the Train. Complete exercises A, B and C. Send me an audio/video of you reading one page.

Poetry Writing: Haiku. Please write at least 2 Haikus. Write one entitled "Summer" and another about an animal of your choice. Upload your favourite to Seesaw.

Haikus

What is a haiku poem?

A haiku poem is a traditional form of Japanese poetry. They can be written to describe a particular topic or object.

What is the structure of a haiku poem?

Haiku poems consist of three lines with a total of 17 syllables. The first and last lines of the poem contain five syllables. The middle line contains seven syllables. Haiku poems can sometimes rhyme. However, this is not necessary.

Title

Line 1 = 5 syllables

Line 2 = 7 syllables

Line 3 = 5 syllables

An example of a haiku poem:

The Beach

Sand, sand everywhere,

Waves come crashing on the shore,

Beautiful blue sea.



(Optional extra: Story writing. “Suddenly the Train Stopped Working.... See worksheet for picture)

Irish

‘Le’ Reading and exercise.

Foclóir to learn

Ag snámh - swimming Ag tumadh – diving Ag marcaíocht - horse-riding Ag luascadh – swinging Ag canadh – singing Ag dornálaíocht - boxing Ag sleamhnú - sliding	Is maith liom – I like Is maith leat – you like Is maith leis – he likes Is maith léi - she likes Is maith linn – we like Is maith libh – ye like Is maith leo – they like
---	--

Meaitséail, scríobh agus dathaigh Béal Beo 4 p. 158 (Match write and colour)

Note: Ag seinm means playing (used for an instrument) but ag imirt also means playing (used for a sport)

Read over the 6 phrases in the yellow box. Ag seinm ar an bpianó/bhfeadóg stáin/bhfeadóg mhór/ar an ngiotár- playing the piano/tin whistle/flute/guitar

Ag imirt iomána/sacair - playing hurling/soccer

Maths

X6 Tables. Tables test will be posted on Seesaw on Friday morning. You can edit the document on Seesaw and return it.

Complete Mental Maths daily column and Problem Solving. **Send daily to Seesaw.**

Mathemagic 3- This week we are starting to look at money. Complete Money Chapter pages 139-143. **Send daily to Seesaw**

Monday p. 139. Q. 1-4 Remember there are one hundred cent in one euro, two hundred cent in two euro and so on. You can't have a euro symbol and cent together. One or the other is written.

Tuesday: p. 140

Wednesday: p. 141 Addition of money. Please write these sums vertically (down the way), decimal under decimal is very important. Show your workings.

Thursday: Subtraction of money p.142. Write sums vertically also. Show your borrowings.

Friday: p. 143 Problems. Show your workings.

Geography/Science:

This week we are learning about Japan. Read Small World Geography and Science p. 78- 82. Complete activity A page 80. Send to Seesaw.

Japan factfile: You can use your Small World Geography and Science and/or the internet to research the country.


(Optional extras: 1. Use your atlas to find the cities of Tokyo, Sapporo, Kyoto, Hiroshima. Locate the Sea of Japan, Philippine Sea, Pacific Ocean, Mount Fuji and Mount Aso. 2. Small World p. 80 B Get Creative)

Religion:

Read about the appearance of Our Lady in Fatima, Portugal on May 13th 1917. That is 103 years ago this week. Continue to pray to Mary during the month of May.

Complete Storyboard – Write a description of the events and draw a picture.

The Children of Fatima



On the 13th of May 1917, three shepherd children reported seeing Mary appear before them in Fatima, Portugal. Lucia and her cousins, Francisco and Jacinta, noticed a flash and they thought a storm was approaching. Then, a lady shining as bright as the Sun appeared before them. She told the children that God had sent her to pass on a message to all who lived on Earth. At that time, the First World War was claiming the lives of many. She asked the three children to return to the same spot on the 13th of each month for six months. The lady declared that the children would have to make sacrifices to bring peace to the world and end the war.

Exactly one month later, in June, the children returned to the same spot. A group of people joined them to see the vision. The children asked who the lady was. She replied that she would tell them in October, as long as they returned every month to the same spot.

In July, Lucia asked the lady to perform a miracle for all to believe. The lady assured her that she would do this in time.

By this time, many people from all over the country had heard about the apparitions. Some believed, and some did not. Some of the non-believers kidnapped the children on the morning of the 13th of August. They were approached by the lady on the 19th, who told them to continue to visit on the 13th of the months to come.

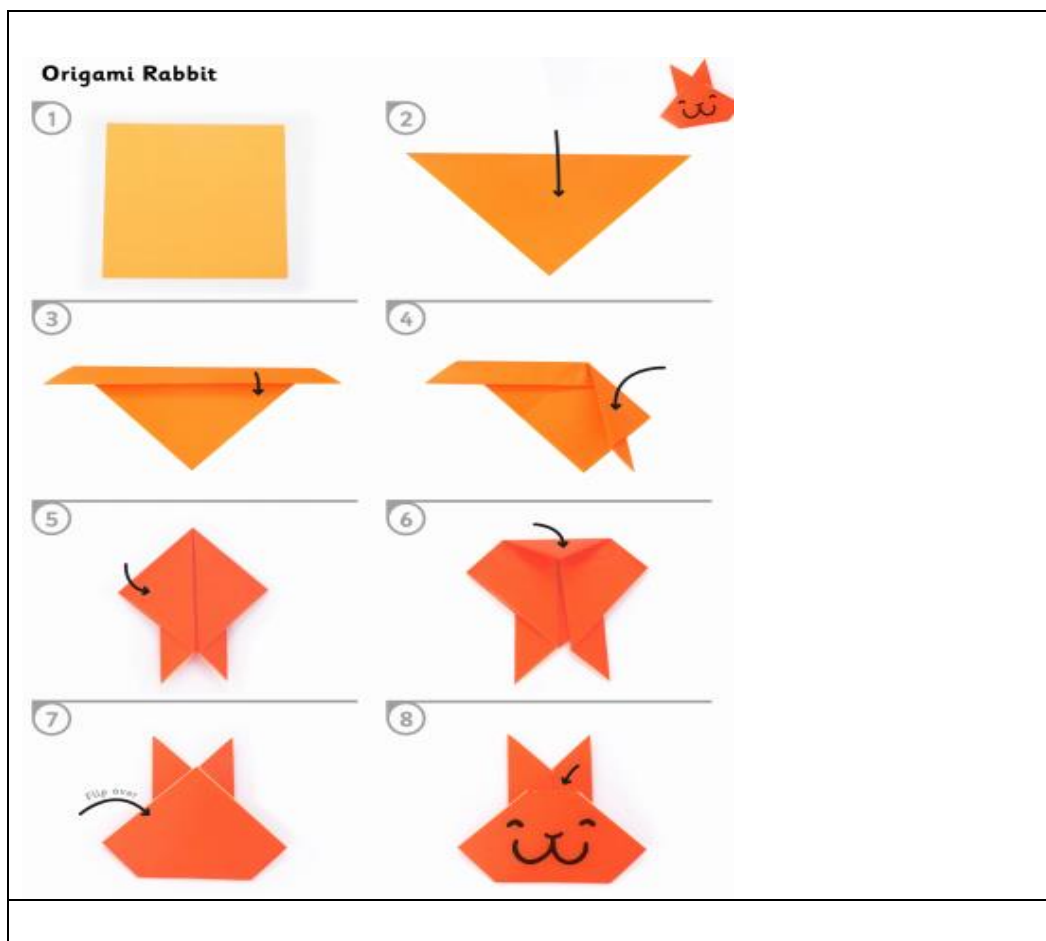
In September, an even larger crowd gathered to see the vision of the lady. She asked them to continue praying and saying the Rosary for the end of the war to come. Lucia asked for some sick people to be cured.

The Children of Fatima

On the 13th of October, the largest crowd of all gathered from all over Portugal – around 70,000 people. The lady declared herself as Mary, the Lady of the Rosary. She told them that the war would end and that the soldiers would be returning home soon. She performed a miracle in front of their eyes. While all of the crowd were watching the Sun, it rotated in the sky above them. It changed in size from very large to very small. The Sun then danced in the sky for all to see. Mary then rose into the air and disappeared.

Art

In keeping with our work on Japan, we are looking at Origami. Origami is the art of paper-folding. Its name derives from Japanese words “ori” (folding) and “kami” (paper). Traditional Origami consists of folding a single sheet of square paper into a sculpture without gluing, cutting or taping it. This week, we will try some Origami animals. You will need **square** paper. You can make square paper by taking a sheet and measuring 15cm in width and 15cm in length with your pencil. Cut along the lines.




Origami Butterfly

Page 1/2

1



2



3



4



5



6



Flip over

7

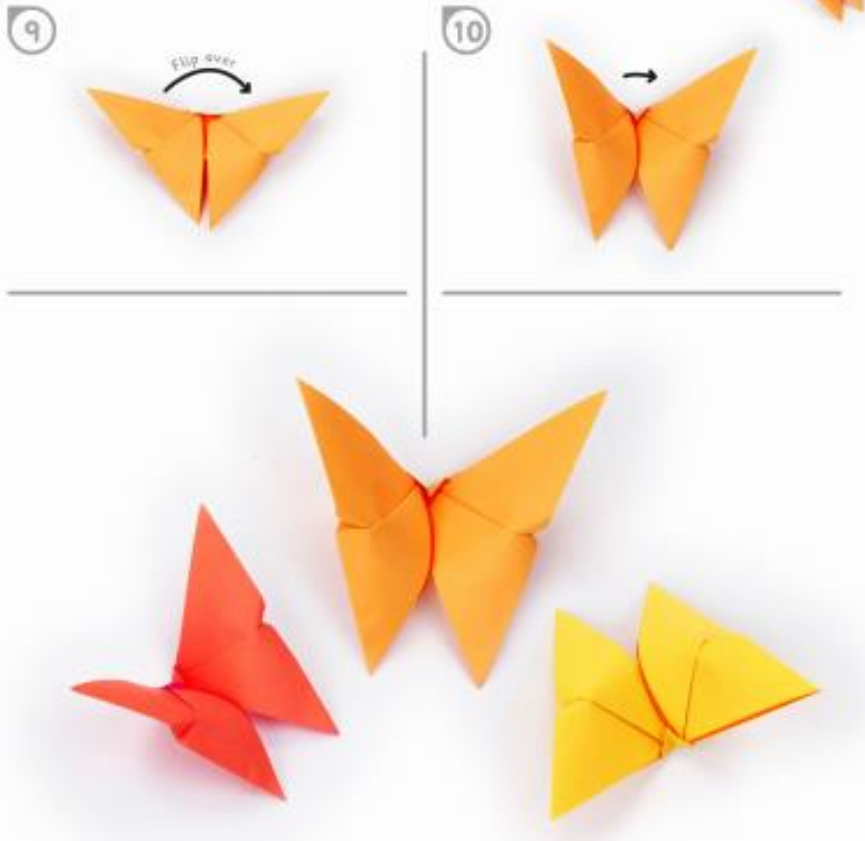


8



Origami Butterfly

Page 212



]

You must follow the instructions carefully. Send me a picture of your creations!