

Fourth Class Work 25th – 29th May 2020.

Good morning boys and girls,

Below is your work for this week. Please upload your work as you complete it. All documents you need for this week will also be on Seesaw, some of which you will be able to edit and write on online. Try your best and do what you can.

Have a good week,

Ms. McHugh 😊

English:

Write a Book: Continue writing if you have opted in to do this project.

Spelling: Week 33. We have completed all new spelling lists in Spellbound.

I would like you to revise weeks 18-23 and then complete the revision week 33 in your copy.

Test words this week to practise and send to me on Friday, if possible:

1. Enough	2. Elephant	3. Tried	4. Aeroplane
5. Certain	6. Awkward	7. Deceive	8. Centre
9. Bicycle	10. Receive	11. Receipt	12. Although
13. Neither	14. Kitchen	15. August	16. Unlikely
17. Coming	18. Stopping	19. Easily	20. Calendar

Reading: DEAR Time daily.

World Book Online – Choose an e-book to read if you have access to a computer.

[https://www.worldbookonline.com/wb/products?ed=all&gr=Welcome%](https://www.worldbookonline.com/wb/products?ed=all&gr=Welcome%20) Select e-books to see books.

Away With W: Comprehension P. 88 and 89 “Eric the Red, A Norse Hero”. Complete Question Time A and B.

Past Tense p. 86, Match B and complete ex. C

P. 87 A Simple mistake, write the correct words, the number of words you need to write is in brackets

Homophones A p. 87. Full sentences please. Send to me on Seesaw.

(Newsflash activities are optional)

Irish (See separate document)

1. Comprehension: Béal Beo p. 168 and 169. Practise reading daily. I will upload the recording of this text to Seesaw. You can also listen to it on your Béal Beo CD or online at www.edcolearning.ie. Send your reading to me.

Fregair na Ceisteanna Q. 1-7




Foclóir:

<ul style="list-style-type: none"> • Ar ais ó – back from • Táimid an-bhuíoch díot – We are grateful to you • Ceachtanna-lessons • An sáile – brine/saltwater • Ceacht foglamtha – lesson learned • Gach seachtain – every week • ag cleachtadh – practising 	<ul style="list-style-type: none"> • Ceacht marcaíochta – horse-riding lesson • Ar fheabhas- excellent • Camail – camels • San Afraic – in Africa • Ar mo laethanta saoire -on my holidays • Riamh – before • Ag bádóireacht - boating • Leon – lion • Tíogar – tiger 	<ul style="list-style-type: none"> • ainmhithe allta- wild animals • am éigin – some time • ar chuala tú – did you hear • deisithe – fixed • Ba chóir dúinn – We should • Turas beag – small trip • Sula dtéimid abhaile – before we go home • Plean – plan
---	--	---

2. Éist agus críochnaigh an pictiúir. (Listen and complete the pictures) P. 172 Béal Beo. Draw what is missing and colour in what is being said. The audio is available on your CD. I will put a recording of it on Seesaw also. Listen to it at least three times.
3. Learn Seanfhocal (proverb)
Cleachtadh a dhéanann máistreacht – Practice makes perfect, which means doing something over and over again is the best way to learn something.



9.6 Éist agus críochnaigh na pictiúir.



Maths

X8 Tables. Tables test will be posted on Seesaw on Friday morning. You can edit the document on Seesaw and return it.

Complete Mental Maths daily column and Problem Solving. **Send daily to Seesaw.**

We are looking at Chance this week. Chance is the possibility of something happening.

Mathemagic Chapter “Chance” P. 167- 168



On p. 167, note the use of the word *impossible*. It means that something cannot happen, there is *no way it can*. It is impossible for you to land on Mars tomorrow. Definitely here means certain, it will happen.





For your bar line graph, put the numbers 1-6 on the horizontal line across the bottom (known as the x-axis) and put the number of times you throw the dice up the side (known as the y-axis).

Give your graph the title “Dice Toss Results”. Keep two boxes in your copy between each of the numbers you use.

P. 168 If you do not have cubes at home, use coins instead or something which is the same. Colour them according to the colours in the book.

Brain Teasers Area & Revision. Read each question carefully and write your answer. You can do in copy or on the sheet. Remember area is length multiplied by width.

Test 66 Area		Answers ✓/✗
1. What is the area of a rectangle 9cm by 5cm?	1. <input type="text"/>	<input type="checkbox"/>
2. A rectangle is 8cm by 7cm. Find its area.	2. <input type="text"/>	<input type="checkbox"/>
3. What is the area of a square of side 8cm?	3. <input type="text"/>	<input type="checkbox"/>
4. Find half of the area of a rectangle 9cm by 6cm.	4. <input type="text"/>	<input type="checkbox"/>
5. What is half of the area of a square of side 6cm?	5. <input type="text"/>	<input type="checkbox"/>
6. A triangle has an area of 24cm ² . A rectangle is 3 times that area. What is the area of the rectangle?	6. <input type="text"/>	<input type="checkbox"/>
7. What is the area of a swimming pool 20m by 10m?	7. <input type="text"/>	<input type="checkbox"/>
8. What is the difference in area between a square of side 9m and a rectangle 12m by 7m?	8. <input type="text"/>	<input type="checkbox"/>
9.  It takes 10 stamps 6cm by 5cm to cover a page. What is the area of the page in cm ² ?	9. <input type="text"/>	<input type="checkbox"/>
10. What does it cost to sow seeds on a lawn 10m by 6m at 50c per square metre? 	10. <input type="text"/>	<input type="checkbox"/>
Total ✓		<input type="text"/>

Test 68 General Revision		Answers ✓/✗
1. Write $3\frac{7}{100}$ in decimal form.		1. <input type="text"/>
2. Which has the greater value: 0.47, 7.4 or 7.04?		2. <input type="text"/>
3. What is $\frac{2}{5}$ of 54?		3. <input type="text"/>
4. How many minutes are there from 7:35 to 8:20?		4. <input type="text"/>
5. A bus journey lasted 50 minutes. If the journey started at 3:25, at what time did it finish?		5. <input type="text"/>
6.  What change did I get from €20 when I bought 6 pens?		6. <input type="text"/>
7. How many of these bottles can be filled from a container that holds $2\frac{1}{2}$ litres?		7. <input type="text"/>
8. What is the area of a swimming pool 30m by 20m?		8. <input type="text"/>
9. What must be added to 5.8 to make 6.7?		9. <input type="text"/>
10.  A farmer had 36 sheep. She sold 27 of them. What fraction of them did she sell?		10. <input type="text"/>
		Total ✓ <input type="text"/>

History:

Small World History “The Vikings” read pages 48 – 52.

Get Creative D p. 53 – You are a Viking that has just arrived in Ireland. Write a letter to your family telling them what life is like in the new country and your plans for the future. (You can include details about your trip to Ireland, who you are with, what you plan to do or have done there and whether you intend to return home or not).

Read your letter to me on Seesaw. Record an audio or send a video.

Mini-project- Research and write up some facts on the following topics:



Viking Longhouse (pictured), Shipbuilding, Food, Weapons, Battle of Clontarf (See Powerpoint on the website for information) and any other interesting facts you learn.

To help you with your research, there are some videos I would like you to watch at the following links. **Ask a parent for permission to visit the following links:**

Reading - Who were the Vikings? <https://www.bbc.co.uk/bitesize/topics/ztyr9j6/articles/zjcxwty>


How did the Vikings fight? <https://www.bbc.co.uk/bitesize/topics/ztyr9j6/articles/zy9j2hv>

Viking Trade and Exploration <https://www.bbc.co.uk/bitesize/topics/ztyr9j6/articles/zw3qmp3>

Longboats- An Incredible Viking Voyage—Made Entirely of Paper | National Geographic <https://www.youtube.com/watch?v=eGLu2Frqwis>

National Museum of Ireland – Burials and Weapons <https://www.museum.ie/en-IE/Museums/Archaeology/Engage-And-Learn/Schools-Educational-Visits/Viking-Videos> * There are lots of videos about Viking artefacts.

Art: Design and make a Viking longship or paint a longship at sea. Learn the parts labelled in the picture.



The Vikings were superb sailors. Viking longships were used in battle and were long, light and slender so they could move around quickly. They had a square sail and a mast but could also be rowed if there was no wind. Sails were sometimes quilted in stripes or a diamond pattern, or dyed blood red. Depending on its size, a longship had 24 to 50 oars. The prow at the front of the ship was often adorned with a dragon or snakehead. Small boats were sometimes carried on board the larger boats to row ashore

for exploring without risking the main ship.

To make the longship: You can use cardboard for the boat and dragonhead and paper for the mast. Straws, lollypop sticks, string can be used to hold up the sail.



Alternatively, you can draw a longship at sea and paint the scene.



Send your art work to me on Seesaw.

Religion:

Read pages Grow in Love 3 – Christian Pilgrimage pages 76 -78 in textbook

Access online username: trial@growinlove.ie password : growinlove

Learn meanings of words/phrases p. 76. 1. Pilgrimage 2. Marian pilgrimage 3. Basilica 4. Novena

Read: Story and facts on p. 77 and 78.

Ask you parents or grandparents have they ever been on a pilgrimage? Have they been to a Novena? If they have, ask them to explain to you what it was like. Is it something you would like to do?

Pray: Prayer to Our Lady of Knock p. 78

PE: GAA weekly activities. Give them a try!

Skills exercise: <https://www.youtube.com/watch?v=rZ6VTGsb4FE&list=PLbAvjLA-cZu0JHWmN8lwcI4v8fXJd3qYE&index=6&t=0s> (20 each side everyday)

Physical exercise: https://www.youtube.com/watch?v=tdmp7Bt7la4&list=PLbAvjLA-cZu2_eQy0tdGKH1J-V6Gd5guW&index=26