

2nd Class work for week of 5th - 8th May

Hello everyone,

I hope you are all keeping well and have been enjoying the nice weather. I have laid out the work for this week below, remember to just try your best. Last week there was great engagement with Seesaw, thank you for all the kind notes, pictures and videos. If you are using Seesaw I have chosen 2 pieces of work that I would like you to take a photo of and upload (**Bua na Cainte Pg 67, Small world Pg 56 & 57-Food in Season**). Keep safe and have a great week.

Miss Corrigan

Daily work

- New wave Mental maths Week 31
- Homework copies – Work it out week 16 (please see attached)
- Spellbound – one box and exercise per day Week 30
- Morning work in Copies each day- day 61, 62, 63 and 64 (please see attached)
- Complete reading daily (<https://home.oxfordowl.co.uk/> has many free e books for children divided by age)
- Continue to encourage additional reading
- Revise tables (up to x8)
- Children can begin working on x9 this week

English

- Comprehension- Postcard from Paris. Read through the piece with your child and underline and unknown words and go through these. Answer questions 1-5 in homework copy (full answers please).
- This week we will be continuing to work on punctuation and focusing on question marks.
- Please go through the PowerPoint with you child (Question mark PowerPoint)
- Complete the worksheet entitled Question marks
- Additional activity- question mark hunt. Choose a few pages from your child's favourite book and go on a question mark hunt. Count how many question marks you find.
- Phonics – this week we will be focusing on prefixes un- and re-
- Using the Sound like Phonics programme link <https://slp.cjfallon.ie/> - click on book D and go to unit 3 The Airport
- Click on prefixes and complete all 6 interactive activities
- Complete activity un- re-. Children sort words into correct pockets. The pockets can be cut out and constructed or the words can just be written on.
- Language- complete cloze worksheet Danny Dragon

- Complete proofreading sentences worksheet

Maths

This week we will be starting the topic of length. To introduce the topic, go through the PowerPoint with your child (1st and 2nd length PowerPoint). Length is a very practical and hands on topic. Some of the activities are school specific i.e. length of school door, teachers' desk etc. These can be adapted to your own house/garden. When estimating encourage your child to make a reasonable guess and ask them to justify their estimate.

*note for the measuring activities which may require a meter stick, you can cut a piece of string to the correct length and use that. All objects in the problems can be substituted for an item in your home i.e. if it asks you to count using cubes you could use paperclips or anything else of similar size.

Mathemagic – Pg 97, 98, 99 and 100

Additional activities- games

<https://www.topmarks.co.uk/maths-games/measuring-in-cm>

Complete this game with your child, the game requires you child to measure the length of an object in centimetres

Gaeilge

We will be continuing to use the Bua na Cainte programme for our Gaeilge lessons.

- Login to the Bua na Cainte programme
- Select the theme 'An Teilifís' (Television)
- Click on Ceacht 1 – click on the speech bubble and listen to comhrá 1:1 and 1:2 and discuss*note if you click on the mouse character in the bottom left of the screen the text for the conversation will appear.
- Click on the game console and complete Tasc Éisteachta 1:1 and 1:2, cluiche kim and faigh an difríocht. *note- Cluiche Kim- ask your child to read the words then look away. You can click on any card to turn it around and ask your child to tell you what is missing, you can choose multiple cards. The first button will shuffle the cards and give you a new set. Faigh and difríocht- encourage your child to use full sentences i.e. Bhí/Ni raibh ____ I bpictiúr a haon/a dó
- Complete Pg 67 in Bua na Cainte (attached) talk through the words on the page and colour *If possible take a picture of this page and upload to seesaw
- Click on Ceacht 2, click on the speech bubble and listen to comhrá 2:1 and 2:2 and discuss
- Click on the music symbol and listen to and practice the dán (poem) Haigh Didil Didil

- Click on the game console and complete Tasc Éisteachta 2:1, 2:2 and 2:3 and cluich kim
- Click on Ceacht 3, click on the speech bubble and listen to comhrá 3:1 and 3” and discuss
- Click on the game console and complete Tasc Éisteachta 3:1 and 3:2

RE

We will be continuing to use the Grow in Love programme for our Religion lessons. To login please google ‘Grow in Love login’ and use the following details

Email: trial@growinlove.ie

Password: growinlove

- Choose the Second-Class book/P4 (please note that both 1st and 2nd class are using the 1st class programme this year)
- Choose Theme 8 – We can live as Jesus asked
- Choose lesson 3 “Go and share the good news”
- Click into the picture show “The society of Missionary Children.” Go through these pictures with your child and discuss. Ask them to focus on the 2nd picture and ask them how we are helping people by living like Jesus asked.
- Click on the link The society of Missionary Children on this page and read about them
- Click on the video “what is a missionary” watch this and discuss with your child
- Click on the video “The spirit of God is upon us” and discuss
- Click on “spreading the good news” and play the game
- Listen to the songs “This is the day” and “The spirit of God is upon us” the song and the lyrics are both available on the page.
- Complete Pg 48 and 49 in Grow in Love (attached)

SESE

Geography – Food in Season. Engage your child in a discussion about what fruit and vegetable they like and ask them to name their favourite fruit and veg. Ask your child if they know what fruit and veg is available at different times of the year. Read through Pg 56 and 57 and complete activities A, B and C. ***take a picture of these pages and upload to Seesaw**

History – Sporting Hero. Engage your child in a discussion about any sports stars that they might know. If your child has a favourite sporting star ask them to tell you why they are their favourite. Listen to the audio file entitled “Interview with Katie Taylor” and complete Pg 96.

Science- Wildebeest. Continuing our theme of Africa from last week the children will be learning about an African animal – the wildebeest. Ask you child if they have ever heard of the wildebeest or if they know anything about it. On Pg 73 go though the words in the word box at the top of the page with your child. Complete Pg 74 activities A and B. additional activity- do project work at the bottom of the page, find out and write about the giant Nile crocodile.

Additional activities

These are some suggested activities/resources if your child would like some additional activities to complete.

- Children could complete a small mini project on any African animal that they like
- Art activities- they YouTube channel Art Hub for Kids has some great drawing tutorials; the children have used this before and are familiar with it.
- Alphabet object hunt- have your child try and find an object in the house which starts with each letter of the alphabet, or each letter of their name.
- Additional maths activities-children can also complete any worksheets/ activities from Twinkl which are revision of topics already covered including addition, subtraction, money, 2D/3D shapes, data, fractions and place value
- Children can go back through the previously completed weeks in their Spellbound and revise their spellings. You could also choose any of these words and ask your child to put them into sentences. Look out for any words that your child is spelling incorrectly and revise these words in particular.
- Storyline Online is a great free resource that the children are already familiar with, there is a verity of different stories which they children can listen to and each story is accompanied by activities and worksheets
- RTE will be broadcasting school on TV from 11-12 Monday to Friday on RTÉ 2. Your child may wish to watch and participate in these lessons.

MONDAY - WEEK 16

T 1. 6 - 1 =

A 2. 10 - 1 =

B 3. 8 - 1 =

L 4. 12 - 2 =

S 5. 9 - 2 =

6.  = sweets

7. How many $\frac{1}{2}$ m are needed to make 1 m?

8. 5 cm is $\frac{1}{2}$ of cm.

9. Fill in the missing numbers.
4, 8, , 16, , , 28

10. 50c - 20c = c

11.  Which is the more popular fruit?

12. + 10 + 6 = 30

13.  A die is the same shape as a .

14. $\frac{1}{4}$ litres will fill a $\frac{1}{2}$ litre container.

15.  What time is it? It is .

Score 15

Work it out!

TABLES TUESDAY - WEEK 16

1. 4 - 2 =

2. 5 - 1 =

3. 8 - 1 =

4. 6 - 1 =

5. 10 - 1 =

6. 9 - 1 =

7. 3 - 1 =

8. 7 - 1 =

9. 4 - 1 =

10. 1 - 1 =

11. 12 - 2 =

12. 7 - 2 =

13. 9 - 2 =

14. 2 - 2 =

15. 11 - 1 =

16. 5 - 2 =

17. 11 - 2 =

18. 6 - 2 =

19. 8 - 2 =

20. 10 - 2 =

Score 20

WEDNESDAY - WEEK 16


T 1. 4 - 1 =

A 2. 2 - 1 =

B 3. 7 - 2 =

L 4. 7 - 1 =



S 5. 5 - 1 =

6.  How much? c


7. Paul has 20c. He spends $\frac{1}{4}$. How much has he left? c

8. There are 25 cm in $\frac{1}{4}$ m. How many cm in $\frac{1}{2}$ m?

9. 70 - 5 =


10. Tick the shape that can roll.  ☐  ☐

11. Tom has 9 DVDs. Sam has the same. Together they have .

12. Complete this symmetrical shape. 

13. 10 cm is $\frac{1}{4}$ of cm.

14. 98, 99, , ,

15. **09:00** Show this time on the clock. 

Score 15

Work it out!

THURSDAY - WEEK 16

T 1. 12 - 2 =

A 2. 9 - 1 =

B 3. 10 - 1 =

L 4. 6 - 2 =

S 5. 8 - 1 =


6. 4 + 4 + 4 =

7. What is the total weight of 2 $\frac{1}{2}$ kg boxes of sweets? kg

8. There are months in $\frac{1}{2}$ a year.

9. Erin had 20 books. She bought 12 more and sold 8. How many has she left?


10. A yoghurt pot holds $\frac{1}{4}$ l. How many are needed to fill a 1 l jug?

11.  How many vertices?

12. **M** Is the letter M symmetrical? Yes ☐ No ☐

13. 98, , , 101,

14. 20 + 40 + = 70

15. Draw the other $\frac{1}{2}$. 

Score 15

DAY 61

- Write the missing letters. **ch** or **tch**
How mu will it cost?
- Write the jumbled word correctly.
Kelly sits in ontr of me.
- Add **ee** or **ea**.
My ch ks have turned red.
- Number the words in alphabetical order.
pink green black
- Write **for** or **four**.
I like to take the dog walk.
- Cooks, cooked** and **cooking** are made from the word .
- Three trees, one: .
- Write **.** or **?** in the box.
A beetle is an insect .
- Circle the two nouns.
The sand on the beach was hot.
- Circle the correct word.
This desk is you/yours.

MY SCORE

DAY 62

- Circle the correctly spelt word.
eight eight eight
- Correct the spelling mistake.
My bruther is older than I am.
- Add **ee** or **ea**.
I like m t and vegetables.
- Circle the word you can add to **in**.
table go side
- Write **buy** or **by**.
We come to school bus.
- Talks, talked** and **talking** are made from the word .
- Five ants, one: .
- Write **!** or **?** in the box.
Can you touch your toes .
- Circle the two nouns.
Can you see the snail on the leaf?
- Circle the correct word.
That brown shoe is his/him.

MY SCORE

DAY 63

- Write the correct word in the shape.
play clay away
- Write the missing letters. **ch** or **tch**
The tap in the ki en is dripping.
- Add **ee** or **ea**.
My t m won the match.
- How many syllables in **rabbir**?
one two three
- Write **buy** or **by**.
We are going to our lunch.
- Circle the opposite of **after**.
around begin before
- Write the plural of **key**.
- Add two capital letters.
We are going to england in august.
- Circle the verb.
She rode her bike.
- Pick the correct word: **when** or **if**.
I felt lonely they went home.

MY SCORE


DAY 64

- Correct the spelling mistake.
Munday comes after Sunday.
- Circle the correctly spelt word.
peeple people poeple
- Circle the word that rhymes with **hedge**.
ridge edge bridge
- Add **ee** or **ea**.
Everyone ch red when we won.
- Write **for** or **four**.
There are slices left.
- Circle the word that means the same as **enormous**.
little huge empty
- Write the singular of **horses**.
- Add two capital letters.
Can james and i play outside?
- Circle the verb.
You know your adding tables.
- Pick the correct word: **was** or **were**.
The children eating greedily.

MY SCORE



Bí ag Caint



The Society of Missionary Children

Write down ways you can help other children in the boxes below.



We can pray for children all around the world. Write your own prayer below.

We can keep doing Jesus' work

Write your ideas under each heading:

This week, the children have been learning about how, after Pentecost, Jesus' friends went on a mission to spread the Good News of God's love to all people. The friends of Jesus still continue this work today.



Things I can say to show I am a follower of Jesus...

Things I can do to show I am a follower of Jesus...



Chat Together

About what your child can do to show that they are a follower of Jesus.

Invitation to Pray

Come Holy Spirit, come. Help us to live like Jesus. Amen.