

2nd Class work for week of 25th – 29th May

Hello everyone,

I hope you are all keeping well and staying safe. I have laid out the work for this week below, remember to just try your best. It was great to see so much brilliant work uploaded to Seesaw last week, some especially great pictures and videos of the egg experiment. Well done guys, keep it up. Have a good week and stay safe.

Miss Corrigan

Daily work

- New wave Mental maths Week 34- Upload to Seesaw daily if possible or send completed week
- Homework copies – Work it out week 19 (please see attached)
- Spellbound – one exercise per day Week 33- General revision week Upload to Seesaw daily if possible or send completed week
- Morning work in Copies each day- day 73, 74, 75 and 76 (please see attached)
- Complete reading daily (<https://home.oxfordowl.co.uk/> has many free e books for children divided by age)
- Continue to encourage additional reading
- Revise tables (up to x11)
- Children can begin working on x12 this week

English

- Comprehension-Twin trouble. Read through the story with your child and underline and unknown words and go through these. Answer questions 1-5 in homework copy (full answers please). Upload to Seesaw
- Grammar- this week we will be working on contractions or the shortening of words. To introduce this topic please go through the PowerPoint with your child and discuss.
- Complete the game Polar Pairs on twinkl <https://www.twinkl.ie/resource/tg-ga-77-polar-pairs-contractions-game>
- Complete worksheet entitled Contraction Upload to Seesaw
- Phonics – this week we will be revising silent letters
- Using the Sound like Phonics programme link <https://slp.cjfallon.ie/> - click on book D and go to unit 1 the cinema
- Click on silent letters
- Click on h and complete the 4 activities
- Click on b and complete the 4 activities
- Click on gh and complete the 3 activities
- Complete Pg 10, 11 and 12 – silent letters

- Language- complete language Pg 32 Upload to Seesaw
- Complete cloze worksheet What will I do now?

Maths

This week we will be continuing to work on the topic of weight. When estimating continue to encourage your child to make a reasonable guess and ask them to justify their estimate. When looking at the balance scales remember the rhyme 'light floats and heavy sinks.' The lighter side will float upwards and the heavier side will sink downwards.

Mathemagic – Pg 83 and 84 – upload pg 84 to Seesaw

Additional work sheet- complete addition weight worksheet (under link maths worksheet and challenge cards)

Challenge cards- I have included some weight challenge cards, try to complete as many of these as you can with your child. Discuss each card and ask your child to provide reasoning and logic for their answers.

Game- Complete this game where children must order objects from lightest to heaviest from the story of Little Red Riding Hood.- <https://www.twinkl.ie/go/resource/tg-t-70-go-teach-little-red-riding-hood-ordering-by-weight-interactive-activity>

Additional activity – complete a baking or cooking recipe and have you child help you weigh out the ingredients and discuss the quantities used.

Vocabulary to use when discussion weight- Full, half full, empty, holds, container, weigh, weighs, balances, heavy, heavier, heaviest, light, lighter, lightest ,scales.

Gaeilge

We will be continuing to use the Bua na Cainte programme for our Gaeilge lessons.

- Login to the Bua na Cainte programme
- Select the theme 'Siopadóireacht' (shopping)
- Click on Ceacht 1 – click on the speech bubble and listen to the comhrá 1.2 and 1.2 and discuss*note if you click on the mouse character in the bottom left of the screen the text for the conversation will appear.
- Click on the music symbol and go through An tarracóir and practice
- Click on the game console and complete Tasc Éisteachta 1.1 and 1.2, bí ag léamh and bí ag scríobh
- Bua na cainte complete Pg 76 and 77 Upload to Seesaw vocab- is fear liom (I prefer)
- Click on Ceacht 2, click on the speech bubble and listen to the comhrá
- Click on the music symbol and practice Ag Scipeáil

- Click on the games console and complete Tasc Éisteachta
- Click on Ceacht 3, click on the speech bubble and listen to comhrá 3.1 and 3.2
- Click on the musical symbol and listen to Scipeáil suas
- Click on the game console and complete Tasc Éisteachta 3.1 and 3.1, bí ag leamh, faigh an abairt, bí ag scríobh, faigh an difríocht agus cuir ceist
- Complete Pg 78 in Bua na Cainte – **upload to seesaw** – vocab-Cé a cheannaigh...? (who bought...?) to be answered with Cheannaigh___. (___bought)
- Click on ceacht 4, click on the speech bubble and listen to the comhra
- Click on the games console and complete the game
- Complete Pg 79 -nathracha agus dréimírí (snakes and ladders) encourage your child to use and practice the numbers as gaeilge.

RE

We will be continuing to use the Grow in Love programme for our Religion lessons. To login please google 'Grow in Love login' and use the following details

Email: trial@growinlove.ie

Password: growinlove

- Choose the Second-Class book/P4 (please note that both 1st and 2nd class are using the 1st class programme this year)
- Choose Theme 6 – At Mass we give thanks and we receive Holy Communion
- Choose lesson 3 “At mass we receive Holy Communion”
- Click into poster and discuss this picture with your child, talk about what is happening and how the children are standing, what are they receiving etc
- Watch the video “Mass institution narrative and discuss this with your child- ask your child what did the priest say? What did the people do after their received Holy Communion, What do they think will happen next etc
- Watch the video “receiving Holy Communion” and discuss. Explain to your child that there are certain ways in which we prepare to receive Holy Communion *in this video the children receive Communion in the hand, in our school the children receive Communion on the tongue for First Communion. This may be worth noting and discussing with your child.
- Fast for 1hr before
- Say a special prayer before we receive Communion
- Join our hands when we walk up the aisle
- Make sure our hands are clean
- Hold out our tongue
- Pray a special prayer in silence after receiving Communion

- Complete Pg 38 and 39 in Grow in Love. Practice the prayer after Communion with your child and revise the prayer before communion.

SESE

Geography – This week we be looking at the natural environment and focusing on soil and what it is made from. Engage your child in a discussion about what they think might be in soil and what it could be made up of. To introduce this topic what the following video with your child and discuss <https://www.youtube.com/watch?v=if29mjcd5bc>. Complete Pg 6 in Small World.

History – Following on from last week we will be continuing to look at communication from the past. This week we will be focusing on the inventor Alexander Graham Bell. Engage your child in a discussion about Alexander Graham Bell and ask them if they have any previous knowledge about him. Watch this video with your child and discuss his life, there are some great pictures from Bells life I the video. <https://www.youtube.com/watch?v=JsRt5lBdBfE>. Go thorough the PowerPoint on Alexander Graham Bell with your child (some of the vocabulary in the PowerPoint will have to be explained ie patent etc). Complete Alexander Graham Bell worksheet. **Upload to Seesaw**

Additional activity – making paper cup phones.

Make a String Telephone

What you'll need:

2 paper cups

A sharp pencil or sewing needle to help poke holes

String (kite string and fishing lines work well)

Instructions:

- Cut a long piece of string, you can experiment with different lengths but perhaps 20 metres (66 feet) is a good place to start.
- Poke a small hole in the bottom of each cup.
- Thread the string through each cup and tie knots at each end to stop it pulling through the cup (alternatively you can use a paper clip, washer or similar small object to hold the string in place).
- Move into position with you and a friend holding the cups at a distance that makes the string tight (making sure the string isn't touching anything else).
- One person talks into the cup while the other puts the cup to their ear and listens, can you hear each other?

Science- This week we will be exploring materials and change. The children will be completing and experiment on materials and how they can change when exposed to different things. This experiment is called Treasure Map. The children will be using materials to change the appearance of a piece of paper (if you do not have these materials at home please to not worry). Complete the experiment Treasure Map- **If possible upload a picture of you completing the experiment or the finished result to seesaw.**

Art

This week we will be making monster blow paintings.

What you will need

- Watered down paint, food colouring or liquid water colours
- A container for each colour of paint
- A spoon for each colour of paint
- Large sheets of paper
- Straws – one for each child
- Permanent markers

Method

- Start by drawing a few monster features (or other creature, or even people) in the middle of the page with the permanent markers. You need to use permanent markers as water based markers will run when the paint is added
- Then spoon a few drops of paint wherever you want the monster's hair to be, and start blowing!
- As you blow the paint swirls and mixes and runs off in all directions making fabulous crazy hair looking patterns!
- Keep blowing, and adding more paint, and blowing, and blowing some more, and eventually you'll end up with some crazy looking blow paint monsters!

Examples of blow painting monsters



PE- Weekly GAA activities

Give these a go

Skills exercise: <https://www.youtube.com/watch?v=YuAyybvKIYU&list=PLbAvjLA-cZu3wHQQvoXnW0iYnmGT4OYUN&index=8&t=0s>

Physical exercise: https://www.youtube.com/watch?v=Rj1F7srf50g&list=PLbAvjLA-cZu2_eQy0tdGKH1J-V6Gd5guW&index=24

Additional activities

These are some suggested activities/resources if your child would like some additional activities to complete.

- Art activities- the YouTube channel Art Hub for Kids has some great drawing tutorials; the children have used this before and are familiar with it.
- Children could go through their favourite book and find as many contractions as possible and record them.
- Additional maths activities-children can also complete any worksheets/ activities from Twinkl which are revision of topics already covered including addition, subtraction, money, 2D/3D shapes, data, fractions and place value, length
- Children can go back through the previously completed weeks in their Spellbound and revise their spellings. You could also choose any of these words and ask your child to put them into sentences. Look out for any words that your child is spelling incorrectly and revise these words in particular.
- Storyline Online is a great free resource that the children are already familiar with, there is a variety of different stories which they children can listen to and each story is accompanied by activities and worksheets
- RTE will be broadcasting school on TV from 11-12 Monday to Friday on RTÉ 2. Your child may wish to watch and participate in these lessons.

MONDAY - WEEK 19

- T** 1. $14 - 7 =$
- A** 2. $13 - 7 =$
- B** 3. $17 - 7 =$
- L** 4. $12 - 8 =$
- E** 5. $15 - 8 =$

6. What change will I get from €2 if I buy three 25c bars? €


7. $20 + 30 + 40 =$

8. is $\frac{1}{4}$ of 8.

9. $10 +$ $= 40 + 5$


10. 125 = hundred, tens and units

11. Colour the shape with three faces.



12. June is the th month of the year.

13. Colour the shape with more than 1 line of symmetry.



14. $30 -$ $= 10$

15. **08:30** Show this time on the clock.



Score



Work it out

TABLES TUESDAY - WEEK 19

1. $13 - 8 =$
2. $10 - 7 =$
3. $16 - 7 =$
4. $11 - 7 =$
5. $17 - 7 =$
6. $8 - 7 =$
7. $13 - 7 =$
8. $14 - 7 =$
9. $9 - 7 =$
10. $12 - 7 =$
11. $16 - 8 =$

12. $8 - 8 =$

13. $17 - 8 =$

14. $11 - 8 =$

15. $15 - 7 =$

16. $12 - 8 =$

17. $14 - 8 =$

18. $10 - 8 =$

19. $18 - 8 =$

20. $15 - 8 =$



Score

20

WEDNESDAY - WEEK 19

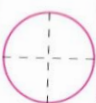
- T** 1. $10 - 7 =$
- A** 2. $11 - 8 =$
- B** 3. $12 - 8 =$
- L** 4. $13 - 8 =$
- E** 5. $11 - 7 =$

6. How many $\frac{1}{2}$ kg packets of biscuits will balance 2 kg?

7. How many cm in $\frac{1}{4}$ m?

8. How long? (Use a ruler.) cm

9. Colour one-quarter.



10. ($<$, $>$, $=$) $20 - 5$ $17 - 2$

11. $\frac{1}{2}$ litres are needed to fill a 1 litre container.

12. Show a quarter to 4.



13. 20 is half of .

14. $60 - 20 =$

15. Harry bought a 75c pack of stickers. How much change did he get from €2? €



Score



Work it out

THURSDAY - WEEK 19

- T** 1. $18 - 8 =$
- A** 2. $14 - 7 =$
- B** 3. $16 - 7 =$
- L** 4. $11 - 8 =$
- E** 5. $10 - 8 =$

6. $60 = 10 +$ $+$ $+$

7. is $\frac{1}{4}$ of 8.

8. Is $24 > 42$? Yes ☐ No ☐

9. Two rulers are 17 cm and 20 cm long. What is the difference in length between them? cm

10. There are minutes in one-quarter of an hour.

11. $24 + 30 =$

12. Complete this symmetrical shape.



13. 1 hundred, 2 tens, 5 units =

14. Colour one-quarter.

15. There are 8 apples in a box. $\frac{1}{4}$ are bad. are good.



Score



DAY 73

- Write the missing letter(s). **wr** or **r**
I can ite neatly with a sharp pencil.
- Correct the spelling mistake.
The munth of April has 30 days.
- How many vowels in **balloon**?
- Circle the letters left out to make the shortened word **they've**.
ha hi wi
- Circle the word that means the same as **cross**.
loud happy angry
- Write **been** or **bean**.
Have you to the moon?
- Which word belongs in the same group as **cup, fork** and **pot**?
spoon **door**
- Write **a** or **an**.
Please could I have drink?
- Verbs can be in groups of two. Circle the two words that make the **verb group**.
I am eating my lunch.
- Add **er** or **est** to the adjective.
Dad is the tall in our family.

MY SCORE

DAY 74

- Write the jumbled word correctly.
A whale is a geuh sea creature.
- Circle the correctly spelt word.
katch cach catch
- How many consonants in **garden**?
- What does the shortened word **it's** mean?
I think it's going to rain tomorrow.
- Circle the opposite of **bottom**.
over top under
- Write **ate** or **eight**.
This flower has **petals.**
- Which word does not belong in the group: **blue, green, water** and **pink**?
- Write **a** or **an**.
I have **older sister.**
- Verbs can be in groups of two. Circle the two words that make the **verb group**.
The dog is digging a big hole.
- Add **er** or **est** to the adjective.
An orange is sweet **than a lemon.**

MY SCORE

DAY 75

- Circle the correctly spelt word.
around around around
- Correct the spelling mistake.
The class has gom to the library.
- Count the vowels.
should
- What does the shortened word **I've** mean?
I've got to go home at six.
- Un** can only be added to
brush load swim
- Write the plural of **teacher**.
- Write **been** or **bean**.
A **is long and green.**
- Write **a** or **an**.
 ice-cream
- Verbs can be in groups of two. Circle the two words that make the **verb group**.
The bird has made a small nest.
- Pick the better verb: **laughed** or **spoke**.
The teacher **crossly.**

MY SCORE

DAY 76

- Write the correct word in the shape.
back buzz told
- Write the missing letters. **any** or **ank**
It is polite to say th **you.**
- Count the consonants.
blanket
- The shortened word **what's** means
What's the time please?
- Un** can only be added to
shoe kicked tied
- Write the singular of **pinches**.
- Write **ate** or **eight**.
We **spaghetti for dinner.**
- Write **a** or **an**.
 cookie
- Verbs can be in groups of two. Circle the two words that make the **verb group**.
Matt has lost his ruler and pencil.
- Pick the better verb: **questioned** or **answered**.
Breda **the phone.**

MY SCORE