

2nd Class work for week of 20th-24th April 2020

Hello everyone,

I hope you all had a lovely Easter and had a nice time celebrating with you family. I have laid out the work for this week below and I have also included some optional additional activities at the bottom of this list. I hope you are all keeping safe and well during this time.

Miss Corrigan

Daily work

- New wave Mental maths Week 29
- Homework copies – Work it out week 14 (please see attached)
- Spellbound – one box and exercise per day Week 28
- Morning work in Copies each day- day 53, 54, 55 and 56 (please see attached)
- Complete reading daily (<https://home.oxfordowl.co.uk/> has many free e books for children divided by age)
- Continue to encourage additional reading
- Revise tables (up to X6)
- Children can begin working on X7 this week

English

- Away with words- Pg 78 and 79 Dinosaurs. Read the story with your child and complete the activities on Pg 79 answer all questions with full answers in homework copies
- Phonics/ grammar work- this we will be looking at be looking at changing verbs into the past tense by using the inflectional ending -ed. The children will be learning the spelling rules associated with the -ed ending to turn verbs in to the past these. The rules are listed below

- Spelling rules for adding -ed
- We add 'ed' to action words (verbs) to say that something has happened - it's in the past.
- If the root word has a short vowel followed by 1 consonant we double the final consonant and add -ed
- h u g h u g g e d
- If the root word ends in y we remove the y and add -ied.
- cry cried
- If the root word ends in e we remove the e and add -ed

- Begin by going through the PowerPoint with your child (PowerPoint is in folder labelled English resources) this will help introduce the concept of past tense.

- After this we will move onto the spelling rules (see above). Talk through these rules with your child and go through some examples.
- Explain to your child that some words we don't add -ed to and these are exceptions/irregular and that there are no rules for these words. They must be learned off and remembered eg win- won
- Complete worksheets 'verbs regular past tense' and 'verbs irregular past tense' (these are in the folder labelled English resources)
- End your work on past tense verbs by completing the games on the Sounds like Phonics programme which is linked on the schools learning assessments page (<https://slp.cjfallon.ie/>) click on the link and click into Sounds like Phonics book D. Click into unit 2 The Bakery, click on -ed and complete the 4 activities and the revision.
- Recount writing – The children will complete a recount of their Easter holidays. The children have already completed work on recount writing this year and understand that it is written in the past tense. This is a great opportunity to revise/ put into practice the work you have completed above on the past tense. Ask your child to write about their experiences over the Easter holidays in their homework copies. 2nd class should be encouraged to write at least 1- 1 ½ copy pages.

Maths

This week we will be continuing with our work on time. The children should be familiar with calendar/ sequencing work from before Easter, it may be beneficial to revise this again. This week we will be continuing on from the work done in 1st class and looking at analogue time. Your child will be used to seeing clocks in the home, on their watches etc. The children are familiar with o'clock and ½ past. We will be revising these and the children will be introduced to ¼ past and ¼ to. It is beneficial to show the children a clock face divided into quarters (note the children have used this technique for half past before). It is important to remind the children that when the big hand is at 3 it is ¼ past and when the big hand is at 9 it is ¼ to *they always look at the big hand first* then they must look at the small hand. If the big hand is at 3 then it is ¼ past the number that the small hand is just past. If the big hand is at 9 it is ¼ to the number that the small hand is going to.

Mathemagic – Pg 105, 106, 107

Figure it Out – Pg 52, 53

Gaeilge

We will be continuing to use the Bua na Cainte programme for our Gaeilge lessons. If you have the programme downloaded from before Easter you can login using 'trial' for both username and password.

Link www.edco.ie/bua

- Login to the Bua na Cainte programme
- Select the theme 'Sa Bhaile'
- Complete Ceacht 7 - listen to the Comhrá 7:1 and 7:2 (conversation) *note if you click on the mouse character in the bottom left of the screen the text for the conversation will appear.
- After listening to the comhrá click on the music symbol and listen to the dán (poem) with your child a few times and practice it together
- Click on the game console icon and complete the interactive activities- Tasc eisteachta 7:1 and 7:2 and cluiche kim.
- Complete pg 63 in bua na canite (attached)
- Return to the Sa Bhaile theme and click on ceacht 8, click on the speech bubble and listen to comhra 8:1 and 8:2
- Click on the game concole icon and complete tasc eisteachta 8:1 and 8:2 and cuir ceist
- Return to the Sa Bhaile theme and click on ceacht 9
- Click on the speech bubble and listen to the comhrá
- Click on the music symbol and listen to the song Mo Mhadra and practice it together
- Click on the game console icon and complete tasc eisteachta 9:1, 9:2 and 9:3, Cad é and uimhreacha
- Complete Pg 64 in Bua na Cainte (attached)
- Listen to the conversations, poem and songs a few times over the course of the week to reinforce vocabulary

RE

We will be continuing to use the Grow in Love programme for our Religion lessons. To login please google 'Grow in Love login' and use the following details

Email: trial@growinlove.ie

Password: growinlove

- Choose the Second-Class book/P4 (please note that both 1st and 2nd class are using the 1st class programme this year) *Note the children had begun working on this unit before school closed*
- Choose Theme 8 – We can live as Jesus asked
- Choose lesson 1 'I am with you always'
- Watch the videos 'Jesus; ascension' and 'Jesus promise to his friends' 'discuss these with your child
- Watch the video 'Echo pantomime and practice this with your child
- Complete the colouring page 'Jesus' ascension'

- Complete the 'guess the picture' interactive activity
- If you have the resources complete the art activity Jesus' ascension
- Complete Pg 44 and 45 in Grow in Love (attached)

SESE

Geography – This week we will be continuing our work on water. We will be looking at the water cycle. Watch this video with your child and discuss

<https://www.youtube.com/watch?v=ncORPosDrjI>. Complete Pg 46 in Small Word (this is in the folder labelled SESE resources). Additional activity create your own mini water cycle.

Instructions

Create a Mini Water Cycle

Fill a large bowl a quarter of the way with water and place it outside in the sun. Put an empty mug or cup into the bowl and cover the bowl with plastic wrap. Tie a string or place a rubber band around the plastic wrap to keep it in place and have your child watch the water cycle unfold.

When you're finished record your observations in homework copy and draw a diagram of the activity.

History – This week are going to be looking at a traditional story for Africa called Anansi and the pot of wisdom. Before you begin the story with your child ask them if they know any facts about Africa or if they know any stories about animals and discuss. Read through the story with your child (this is in the folder labelled SESE resources) ask your child questions as you read to help aid comprehension. Have your child draw in the missing pictures and colour all the pictures. Have your child answer the questions on Pg 75 in their homework copies (full answers please). When you have completed the book work engage your child in a discussion about the story, ask them about the moral of the story, their favourite part etc

Science- We will be continuing with our work on electricity this week. Revise Pg 95 in small world (this is attached to the work list from before Easter). This week we will be focusing on the dangers of electricity. Watch this video with your child and discuss <https://www.youtube.com/watch?v=igK-DRB5faU>. Then ask your child to name some ways in which electricity could be dangerous in the home. Complete the worksheet 'Spot the electrical dangers' (this is in the folder labelled SESE resources) on this sheet your child can circle the dangers in the picture and write 6 rules to remember to be safe around electricity.

Additional activities

These are some suggested activities/resources if your child would like some additional activities to complete.

- Children could create a new front cover for their favourite book
- Children could create a character profile for their favourite character
- Additional maths activities-children can also complete any worksheets/ activities from Twinkl which are revision of topics already covered including addition, subtraction, money, 2D/3D shapes, data, fractions and place value
- Children can go back through the previously completed weeks in their Spellbound and revise their spellings. You could also choose any of these words and ask your child to put them into sentences. Look out for any words that your child is spelling incorrectly and revise these words in particular.
- Storyline Online is a great free resource that the children are already familiar with, there is a verity of different stories which they children can listen to and each story is accompanied by activities and worksheets
- You may be aware that RTE will be broadcasting school on TV from 11-12 Monday to Friday on RTÉ 2. Your child may wish to watch and participate in these lessons.

- T** 1. $7 + 10 = \square$
- A** 2. $7 + 2 = \square$
- B** 3. $7 + 4 = \square$
- L** 4. $8 + 9 = \square$
- E** 5. $8 + 10 = \square$
- S**

6. Complete this symmetrical shape.



7. True or false: The length of a sofa is 2 m.

8. What fraction is coloured? \square

9. $\bigcirc c + \bigcirc c + \bigcirc c = 70c$

10. Write half past 9 on the digital clock. $\square : \square$

11. $\square \frac{1}{2}$ litres are needed to fill a 1 litre container.

12. $3 + 3 + 3 + 3 = \square$

13. $40 + 30 = \square$

14. How many faces? \square

15. There are 10 sweets in each bag. How many sweets altogether? \square

\square \square \square Score $\frac{15}{15}$

Work it out

TABLES TUESDAY - WEEK 14

- | | | | | | |
|-----|---|---|-----------|---|----|
| 1. | 7 | + | \square | = | 10 |
| 2. | 7 | + | \square | = | 7 |
| 3. | 7 | + | \square | = | 11 |
| 4. | 8 | + | \square | = | 16 |
| 5. | 7 | + | \square | = | 14 |
| 6. | 8 | + | \square | = | 18 |
| 7. | 7 | + | \square | = | 9 |
| 8. | 7 | + | \square | = | 17 |
| 9. | 8 | + | \square | = | 11 |
| 10. | 8 | + | \square | = | 10 |
| 11. | 8 | + | \square | = | 12 |

\square \square \square Score $\frac{20}{20}$

- T** 1. $\square + 7 = 9$
- A** 2. $\square + 7 = 13$
- B** 3. $\square + 8 = 18$
- L** 4. $\square + 7 = 7$
- E** 5. $\square + 8 = 9$
- S**

6. Complete this symmetrical shape.



7. Grace had 23 cards. She buys 10 more. How many has she? \square

8. There are 10 sweets in a bag. How many are in 9 bags? \square

9. $31 + 20 = 10 + 10 + 10 + 10 + \square$

10. What fraction is missing? \square

11. Colour $\frac{1}{4}$ of the 12 fish.

12. The big hand on the clock points to \square to show a quarter past.

13. 67, 68, \square , \square , \square

14. $10 - 5 = 4 + \square$

15. How much? € \square

\square \square \square Score $\frac{15}{15}$

Work it out

THURSDAY - WEEK 14

- T** 1. $8 + 8 = \square$
- A** 2. $8 + 3 = \square$
- B** 3. $8 + 2 = \square$
- L** 4. $8 + \square = 18$
- E** 5. $\square + 8 = 12$
- S**

6. There are 72 people on a train: 30 men, 21 women, \square children.

7. Half an hour before 9 o'clock is \square .

8. Fill in the missing numbers.

5, 10, \square , \square , 25, \square

9. $(9 + 8) + 3 = \square$

10. Which season comes after spring? \square

11. Two $\frac{1}{2}$ litres will fill a \square litre container.

12. Tick the cylinder. ☐ ☐ ☐

13. Pat buys two 50c ice-creams. What change has he from €2? \square

14. \square is 20 greater than 52.

15. A circle is \square is not \square symmetrical.

\square \square \square Score $\frac{15}{15}$

DAY 53

- Write the missing letters. **W** or **Wh**
 at are you going to do?
- Correct the spelling mistake.
They are riding their bikes.
- Which word can you put before **stick**?
 mat **stone** **broom**
- Add **ee** and sound out each word.
sh **p** **w** **ds**
- Un** can only be put with
kind **bad** **fun**
- one** or **won**?
I have **turn left.**
- Add two capital letters.
we buy our lunch on thursdays.
- Write **has** or **have**.
Molly **a sore thumb.**
- Circle **present tense** or **past tense**.
Last night, the dog chased the cat.
- Pick the adjective. **warm** **cold**
As **as ice.**


MY SCORE

DAY 54

- Circle the word with the correct spelling.
onley **only** **ownley**
- Write the jumbled word correctly.
I wish I clidou fly to the moon.
- Circle the word you can add to **every**.
some **never** **thing**
- Add **ee** and sound out each word.
thr **sp** **ch**
- Un** can only be added to
silly **happy** **good**
- right** or **write**?
Look to the left and
- Add two capital letters.
Her name is sophie townsend.
- Write **seen** or **saw**.
We have **that film.**
- Circle **present tense** or **past tense**.
My brother broke his arm last week.
- Pick the adjective. **good** **poor**
As **as gold.**

MY SCORE

DAY 55

- Write the correct word in the shape.
find **wind** **mind**

- Circle the correctly spelt word.
clars **clarss** **class**
- Add **ea** and sound out each word.
f **m** **l** **f**
- Shorten **I am** into one word.
- Circle the opposite of **easy**.
work **hard** **please**
- The word comes last in alphabetical order.
wind **cloud** **rain**
- Write **.** or **!** in the box.
Watch out
- Use the joining word **if** or **because**.
Lisa felt sick **she had a cold.**
- Circle the joining word.
I hate eating cabbage and cucumber.
- Circle the word that is the noun.
The silly clown made us laugh.
silly **clown** **made**

MY SCORE

DAY 56

- Write the missing letter(s). **w** or **wh**
Our family **ent on a picnic.**
- Write the jumbled word correctly.
I saw a butterfly in the nugead.
- Add **ea** and sound out each word.
b **ch** **sp** **k**
- Shorten **did not** into one word.
- Circle the word that means **street**.
house **tree** **road**
- Circle the word that comes second in alphabetical order.
kettle **pot** **toaster**
- Write **.** or **?** in the box.
When will we get there
- Use the joining word **if** or **because**.
You can have a muffin **you say please.**
- Circle the joining word.
I climbed the hill but it was hard to do.
- Circle the word that is the verb.
The huge lion roared.
huge **lion** **roared**

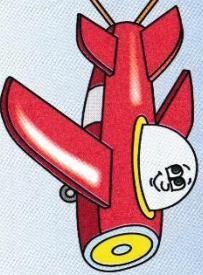
MY SCORE



Bí ag Scriobh

Sa Bhaile

Tá cearc agam.



1 Tá _____ agam.



2 Tá _____ agam.



3 Tá _____ agam.



4 Tá _____ agam.



5 Tá _____ .



6 Tá _____ .




7 _____



8 _____




cearc



capall



bó



cat



madra



luch



éan

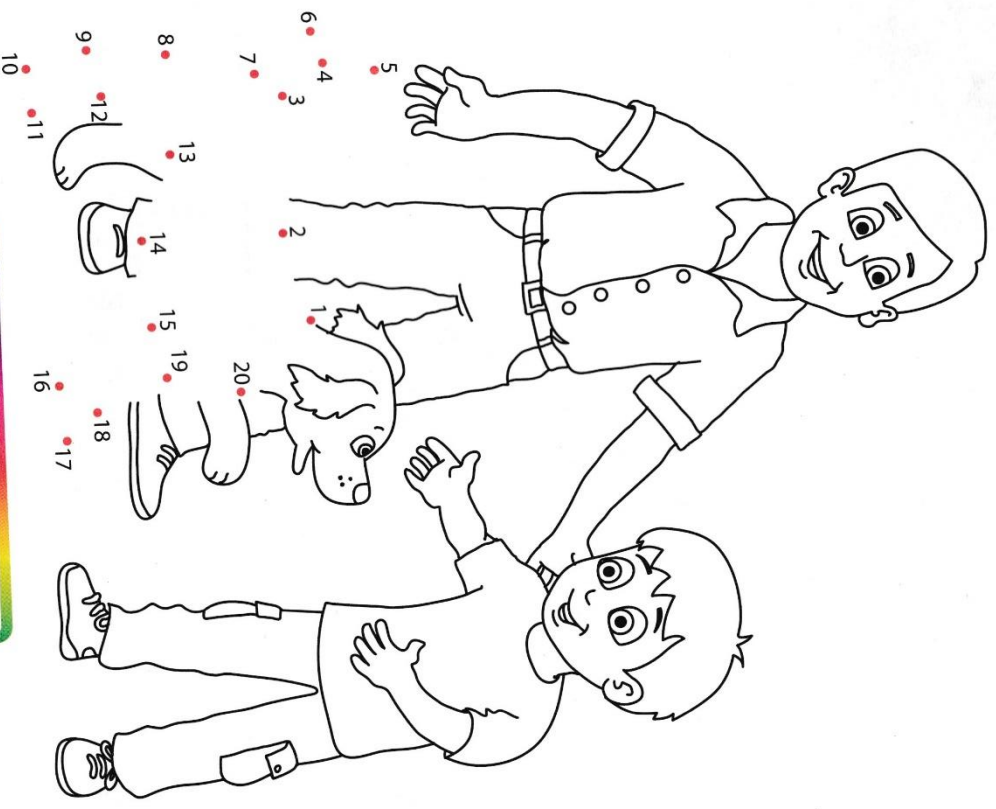


iasc

Sa Bhaile



Ceangail na hUimhreacha



Mo Mhadra

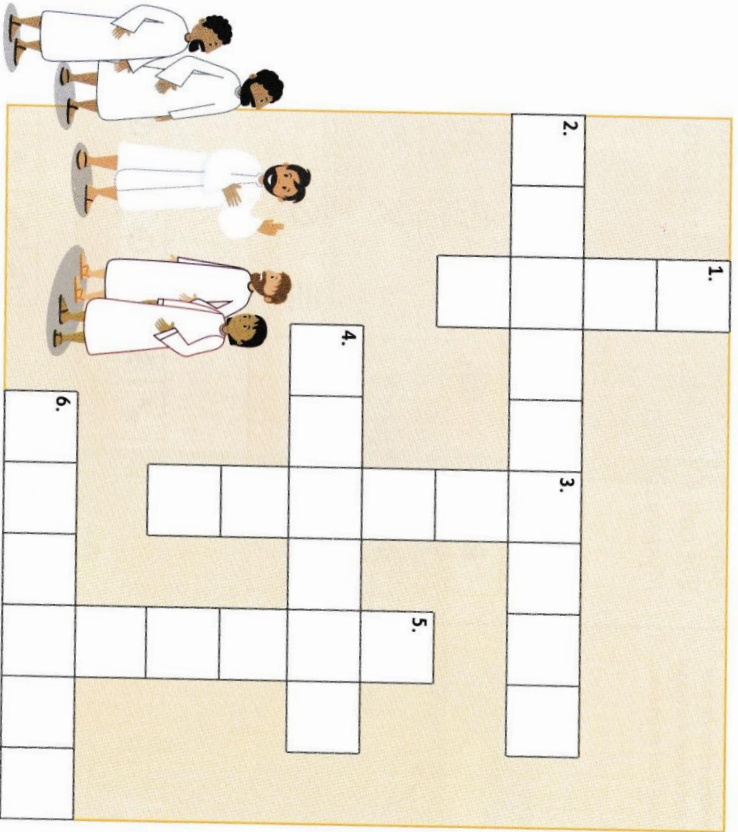
Seo é mo mhadra.

Thug Daidí an mhadra dom.

Bran is ainm dó.

Jesus promises his friends

Fill in the blanks to complete the crossword.



Across

2. Jesus' friends went to _____ to wait for the Holy Spirit to come.
4. Jesus went back to _____ to be with God the Father.
6. The helper that Jesus sent is called the Holy _____.

Down

1. Jesus asked his friends to keep doing his _____.
3. Jesus told his friends, 'I am with you _____'.
5. Jesus promised to send a _____ to his friends.

WORD BANK

always heaven Jerusalem helper Spirit work

This week, the children have been recalling the story of Jesus' Ascension back to heaven, to be with God the Father. Before Jesus went back to heaven, he promised his friends that he would always be with them.

The Ascension

These pictures show what three artists thought the Ascension looked like. What do you think it looked like? Draw your picture in the box below.



Chat Together

About how, even though Jesus went back to heaven, he promised his disciples that he would be with them always. How does it feel to know that Jesus is always with us, ready to listen to us?

Invitation to Pray

Jesus, be with us, hear us, we pray.
Jesus, be with us, every day.
Jesus, be with us, in all we do and say.

