

2nd Class work for week of 11th - 15th May

Hello everyone,

I hope you are all keeping well and have been enjoying the nice weather. I have laid out the work for this week below, remember to just try your best. Thank you again for all your great work that you uploaded to Seesaw it was brilliant to see all your hard work. This week there are few things that I would like to put up on Seesaw. I have highlighted the items that should be uploaded. You are all doing great work at home, well done and keep it up.

Miss Corrigan

Daily work

- New wave Mental maths Week 32- Upload to Seesaw daily if possible or send completed week
- Homework copies – Work it out week 17 (please see attached)
- Spellbound – one box and exercise per day Week 31
- Morning work in Copies each day- day 65, 66, 67 and 68 (please see attached)
- Complete reading daily (<https://home.oxfordowl.co.uk/> has many free e books for children divided by age)
- Continue to encourage additional reading
- Revise tables (up to x9)
- Children can begin working on x10 this week

English

- Comprehension- Away with Words Pg 84 and 85 The Lonely Donkey. Read through the story with your child and complete the activities on Pg85 A and B. Answer all questions with full answers please in your homework copy.
- This week we will be continuing to work on punctuation and focusing on exclamation marks.
- Please go through the PowerPoint with you child (exclamation mark PowerPoint)
- Complete the worksheet entitled 'Exclamation marks'
- Grammar- so far this year the children have looked at nouns and adjectives some revision may be required I have included the definitions below.

Noun: a word that refers to a person, place, thing, event, substance or quality
e.g. 'nurse', 'cat', 'party', 'oil' and 'poverty'.

Adjective: a word that describes a noun e.g. 'big', 'boring', 'pink', 'quick'

- This week we will be looking at verbs, to introduce the topic to your child go through the PowerPoint (verbs) with your child and discuss
- Complete the worksheet entitled 'grammar verbs'

- Additional activity- play verb charades. One person acts out a verb action and the others guess. First person to guess correctly goes next
- Phonics – this week we will be focusing on word -le -el and -al word endings
- Using the Sound like Phonics programme link <https://slp.cjfallon.ie/> - click on book D and go to unit 3 The Airport
- Click on other endings and click on word endings -le -el -al and complete the activity
- Complete 3 worksheets on -le -el and -al ending Pg 54,55 and 56
- Language- complete cloze worksheet Boss Babies

Maths

This week we will be continuing the topic of length. There was lots of hands on measuring going on last week which was great to see. When estimating continue to encourage your child to make a reasonable guess and ask them to justify their estimate.

*note for the measuring activities which may require a meter stick, you can cut a piece of string to the correct length and use that.

Mathemagic – Pg 101, 102 and 103

Figure it Out – Pg 62

Length challenge cards- There are 20 challenge cards you can choose which ones you would like to do. Try to do at least 10. Doing hands on activities like the ones on these challenge cards really help to solidify children's understanding of length.

Gaeilge

We will be continuing to use the Bua na Cainte programme for our Gaeilge lessons.

- Select the theme 'An Teilifís' (Television)
- Click on Ceacht 4 – click on the speech bubble and listen to the comhrá and discuss*note if you click on the mouse character in the bottom left of the screen the text for the conversation will appear.
- Click on the musical symbol and listen to the song Chuala mise Éinín and practice this
- Click on the game console and complete Tasc Éisteachta 4:1 and 4:2, Bí ag leamh and faigh an abairt.
- Complete Pg 68 and 69 in Bua na Cainte (attached) **Upload pg 69 to Seesaw**
- Click on Ceacht 5, click on the speech bubble and listen to comhrá 5:1 and 5:2 and discuss
- Click on the music symbol and listen to and practice the song Comhair Comhair and practice
- Click on the game console and complete Tasc Éisteachta 5:1 and 5:2
- Complete pg 70 in Bua na Cainte (attached)

RE

We will be continuing to use the Grow in Love programme for our Religion lessons. To login please google 'Grow in Love login' and use the following details

Email: trial@growinlove.ie

Password: growinlove

- Choose the Second-Class book/P4 (please note that both 1st and 2nd class are using the 1st class programme this year)
- Choose Theme 6 – At Mass we give thanks and we receive Holy Communion
- Choose lesson 1 “Do this in memory of me”
- Click into the picture show “Last supper” look at the picture with your child and discuss. Ask them what they already know about the Last Supper and what is happening in the picture.
- Click into the slideshow ‘Followers of Jesus’ go through the 6 images and ask your child to explain what is happening in each picture. Ask them how each picture shows someone being a follower of Jesus. The last picture of a mirror represents themselves as a follower of Jesus.
- Click on the video “Washing of the feet” watch this and discuss with your child
- Click on the video “Actions of Jesus” and watch
- Click on the video “A special meal” watch and discuss
- Click on the video “Bread and wine” watch and discuss
- Click on the video “The washing of the feet scripture story” watch and discuss
- Listen to the song “The last supper” the song and the lyrics are both available on the page.
- Complete colouring page entitled the Last Supper
- Complete Pg 34 and 35 in Grow in Love (attached)

SESE

Geography – This week we will be looking at games around the world. To introduce this topic, engage your child in a discussion about their favourite games/sport. Ask them why they enjoy that game/sport, who they play with and who teaches them. Go through the PowerPoint (games around the world) with your child and discuss. I have included a list of other games from different countries and rules on how to play them. Choose one or more of these games and play them with your child. Complete worksheet entitled “My favourite game from around the world” **upload this to Seesaw**

History – Following on from last week history lesson where the children focused on sporting star Katie Taylor. This week the children will be choosing their own sporting hero (if your child doesn't have a sporting hero, they can choose any famous person). Engage your child

in a discussion about their hero, have them share what they know about them. Ask them questions like why are they their hero? What is the best thing about them? Would you like to be like them? Why? Complete worksheet entitled "interviewing your sporting hero."

Mini project- create a small project on your hero. Write out some facts that know/have researched about them. Include why you like them and why they are your hero, add in some pictures. Children have worked on many projects in school and they are very creative when it comes to putting them together. **When complete your project you can upload a picture to Seesaw or you can upload a video of you presenting your hero project.**

Science- This week we will be looking at materials and how they can change. We will be focusing on how water can change materials. Engage your child in a discussion about what happens to a material when it gets wet. Does water change all materials in the same way? Do they know any ways to stop materials getting wet etc. Go through the PowerPoint (science materials) when going through the PowerPoint if you have the materials in your home investigate how each material reacts to water. This week we will be doing an experiment on materials and their characteristics. There are 4 things that you will need for this experiment, if you do not have all these things required please do not worry. Complete the High and Dry experiment, complete the 3 pages of the experiment.

Art

Rock bugs

What you will need:

- Smooth stones, pebbles or small rocks from your garden.
- A design idea for the bug you want to make.
- Paints
- Googly eyes
- Pipe cleaners
- A glue gun (ideally)
- Paper or plastic type wings
- Sequins, glitter shapes optional
- Cloth / tray / area to let them dry

Method

- First draw a picture of the Rock Bug you plan to create.
- Label and colour.
- Second, paint the base coat (you can add pva glue to make it shine and stay on the rock/stone) and leave to dry.
- Third, paint spots or next colour as per your design.
- Fourth, decorate and add wings legs as per your design.

Here are some examples of rock bugs to give you some ideas



Additional activities

These are some suggested activities/resources if your child would like some additional activities to complete.

- Children could create a habitat for their rock bug. Design and create a habitat and a home for their bug.
- Art activities- the YouTube channel Art Hub for Kids has some great drawing tutorials; the children have used this before and are familiar with it.
- Nature hunt -create a list of things that you would like to find. Go on a nature walk around your garden and tick off all the things you find
- Additional maths activities-children can also complete any worksheets/ activities from Twinkl which are revision of topics already covered including addition, subtraction, money, 2D/3D shapes, data, fractions and place value
- Children can go back through the previously completed weeks in their Spellbound and revise their spellings. You could also choose any of these words and ask your child to put them into sentences. Look out for any words that your child is spelling incorrectly and revise these words in particular.
- Storyline Online is a great free resource that the children are already familiar with, there is a variety of different stories which they children can listen to and each story is accompanied by activities and worksheets
- RTE will be broadcasting school on TV from 11-12 Monday to Friday on RTÉ 2. Your child may wish to watch and participate in these lessons.

MONDAY - WEEK 17

- T** 1. 13 - 3 =
- A** 2. 10 - 3 =
- B** 3. 12 - 3 =
- L** 4. 11 - 4 =
- E** 5. 13 - 4 =
- S**

6. 6c is $\frac{1}{2}$ of c.

7. Put $\frac{1}{2}$ l, 1l and $\frac{1}{4}$ l in order starting with the smallest.

l, l and l

8. What is 8 more than 10?

9. Fill in the missing numbers.


98, 99, 100, ,




Work it out.

10. I have 50c. How much change will I get if I spend 38c? c
11. $6 + 2 + \text{$ = 10
12. A b_____ is a symmetrical insect that can fly.

13.  How much? €

14. ($<$, $>$, $=$) $15 - 5$ $12 - 3$

15.  Write this time on the digital clock. :

   Score



TABLES TUESDAY - WEEK 17

1. 6 - 4 =
2. 11 - 3 =
3. 12 - 3 =
4. 8 - 3 =
5. 6 - 3 =
6. 13 - 3 =
7. 10 - 3 =
8. 3 - 3 =
9. 9 - 3 =
10. 5 - 3 =
11. 14 - 4 =

12. 8 - 4 =
13. 10 - 4 =
14. 12 - 4 =
15. 7 - 3 =
16. 13 - 4 =
17. 9 - 4 =
18. 11 - 4 =
19. 4 - 4 =
20. 7 - 4 =

   Score



WEDNESDAY - WEEK 17

- T** 1. 10 - 3 =
- A** 2. 12 - 3 =
- B** 3. 8 - 3 =
- L** 4. 6 - 3 =
- E** 5. 4 - 3 =
- S**

6. Harry has 3 sweets. Jenny has 10 bags with 10 sweets in each bag. Together they have sweets.


7. $4 + 4 + \text{$ = 12

8. $\frac{1}{4}$ m = cm

9. If last month was February, next month will be .

Work it out.

10. ($<$, $>$, $=$) $2 + 4$ $4 + 1$
11. A _____ is a 3D shape that only has one face.

12.  How much juice is in the jug? l

13. Tick which is $\frac{1}{2}$ of 16. 6 ☐ 8 ☐

14. Fill in the missing numbers.

107, 108, 109, ,

15. Show a quarter past 6.




   Score




THURSDAY - WEEK 17

- T** 1. 4 - 4 =
- A** 2. 11 - 4 =
- B** 3. 12 - 4 =
- L** 4. 10 - 4 =
- E** 5. 9 - 4 =
- S**

6.  How much change will I get from €2 if I buy a ball for €1.50? c

7. 4, 8, , , , 24, 28,

8. ($\frac{1}{2}$, $\frac{1}{4}$, 1) 50 cm = m

9. Draw a line of symmetry. 

10. months have 31 days.

11. How long? (Use a ruler.) cm

12. If half of 14 sweets are eaten, how many are left?

13. A 3D shape that can be rolled but not stacked: _____

14. 4 is $\frac{1}{2}$ of .

15. May has 10 less books than Jen, who has 18. May has books.

   Score



DAY 65

- Write the missing letters. **won** or **on**
She felt better **ce** she knew how to do it.
- Write the jumbled word correctly.
The opposite of glth is low.
- Add **ee** or **ea**.
The farmer sows s **ds** in the field.
- Number the words in alphabetical order.
ant **spider** **beetle**
swim **float** **waves**
- Circle the opposite of **sink**.
are made from the word
- Smells, smelled and smelling**
are made from the word
- Write the plural of **peach**.
- Write **.** or **?** in the box.
Will it rain today
- Circle the adjective.
The beautiful butterfly is flying.
- Circle the joining word.
We'll go outside when it stops raining.

MY SCORE

DAY 66

- Circle the correctly spelt word.
Tuesday **Teusday** **Tuesday**
- Correct the spelling mistake.
He arrived at school atfter the bell.
- Circle the word that does not rhyme with **high**.
any **reply** **fly**
- Circle the word you can add to **some**.
come **thing** **when**
- Which word means the same as **quick**?
run **slow** **fast**
- Helps, helped and helping**
are made from the word
- Write the singular of **buses**.
- Write **.** or **?** in the box.
I like pizza
- Circle the two nouns.
The dog is digging a hole.
- Circle the joining word.
I'm staying home because I'm sick.

MY SCORE

DAY 67

- Write the correct word in the shape.
twice **place** **space**
- Write the missing letters. **ge** or **dge**
- Write the missing letters. **ge** or **dge**
That ga in the book is torn.
- Add **ee** or **ea**.
Can you h **r** what she is saying?
- Circle the word with one syllable.
bottle **began** **would**
- Write **flour** or **flower**.
The cake needed two cups of
- Circle the plural of **child**.
childs **chilides** **children**
- Camps, camped and camping**
are made from the word
- Add two capital letters.
the month of may has 31 days.
- Circle the two nouns.
The boys are kicking the football.
- Write the correct word: **out** or **in**.
Grandad gets of the chair slowly.

MY SCORE


DAY 68

- Circle the correctly spelt word.
other **utther** **otha**
- Correct the spelling mistake.
We are having a test on Wenesday.
- Add **ee** or **ea**.
It is not fair to ch **t** in a game.
- Circle the word with the most syllables.
mother **afternoon** **bedroom**
- Write **pear** or **pair**.
I need a new of socks.
- Circle the plural of **tooth**.
tooths **teeth** **toothes**
- Covers, covered and coverings**
are made from the word
- Add two capital letters.
Gran and i went shopping on saturday.
- Circle the two nouns.
I saw rubbish on the carpet.
- Write the correct word: **Him** or **He**.
 picked up the apple core.

MY SCORE



Bí ag Léamh




Chuala mé asal.




Chuala mé bó.



Chuala mé capall.



Chuala mé caora.




Chuala mé cat.



Chuala mé madra.



Chuala mé éan.




Chuala mé muc.



Bí ag Scríobh

Chuala mé bó.



1 Chuala mé _____.



2 Chuala _____.



3 Chuala _____.



4 _____



5 _____



6 _____




7 _____



bó



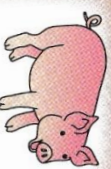
asal



cat



madra



muc



caora




éan




capall




Bí ag Scriobh



Feicim _____.



Feicim _____.



The Last Supper

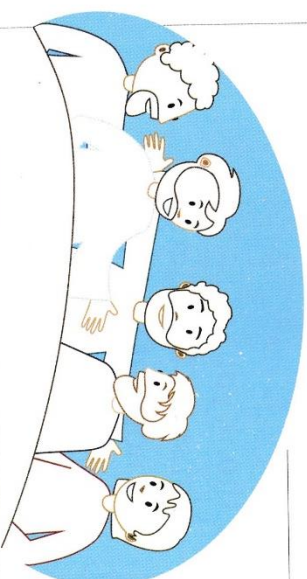
Use some of the words in the word bank below to write a report for the Jerusalem Times about what happened during the Last Supper.

.....

Jerusalem Times

.....

Jesus has his Last Supper with his followers



WORD BANK

Jesus apostles died bread
water feet wine supper

'Do for others as I have done for you'

How can you 'do for others' as Jesus did?

This week, the children have been thinking about what happened at the Last Supper: Jesus took bread and wine, blessed them and shared them with his friends. While they were at supper, Jesus washed his followers' feet. He told them that they should do for others as he had done for them.

Jesus loved his family.

I can show love to my family by _____.

Jesus was kind to people.

I can be kind to people by _____.


Jesus forgave people.

I can show forgiveness by _____.

Jesus included everyone.

I can include everyone by _____.

Here is a picture of me showing love for others as Jesus did:



Chat Together

About how your child can show love to others, following the example of Jesus.

Invitation to Pray

Jesus prayed a prayer of blessing over the food that he and his followers ate at the Last Supper. Pray the *Grace before Meals* and *Grace after Meals* this week (p. 64).

