


## New Words

landlocked    endangered    fossil    skeleton    mould    pelvis  
 tukul    enkulal tibs    injera    teff    ceremony    national anthem

Ethiopia is in East Africa. Ethiopia is landlocked, which means that it has land on all sides and that no part of it touches the sea. Half of all the people who live in Ethiopia are younger than eighteen years old.

**A** Colour the Ethiopian flag.

Colour the top stripe green.  
 Colour the middle stripe yellow.  
 Colour the bottom stripe red.  
 The star is yellow, on a blue background.

**B** Learn about the Ethiopian wolf.

The Bale Mountains are the best place to see the Ethiopian wolf. This wolf is endangered (there are very few left). Only about 500 adult wolves remain in the wild.

Write the names of two other endangered animals.



1. \_\_\_\_\_ 2. \_\_\_\_\_

**C** Write two facts about Ethiopia.

1. \_\_\_\_\_  
 2. \_\_\_\_\_

**D** Write True or False.

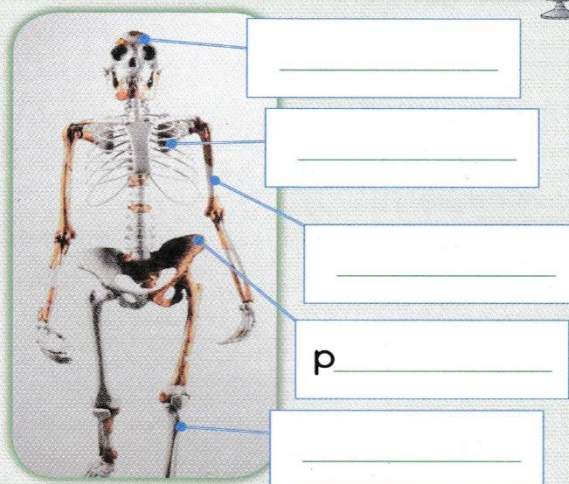
1. There is a star on the Ethiopian flag. \_\_\_\_\_
2. Ethiopia is an island. \_\_\_\_\_
3. Many Ethiopians are under 18. \_\_\_\_\_
4. There are lots of Ethiopian wolves. \_\_\_\_\_



**E** Label Lucy the fossil skeleton.

skull ribs pelvis leg arm

Fossils are often found in rocks. They show us the shape or mould of an animal that died a long time ago. A fossil skeleton called Lucy was found in Ethiopia in 1974. It taught us a lot about the first humans. Her skeleton showed that, unlike chimpanzees, she walked upright.



**F** Read about the life of an Ethiopian girl.


My name is Muna. I am eight years old and I live in the countryside in Ethiopia. I live with my parents and my three sisters and three brothers. We live in a small two-room hut called a tukul. It is thatched and made from mud and wood. I wake up at 6.30 a.m. We eat enkulal tibs for breakfast. This is like scrambled eggs with a mixture of green and red peppers, tomatoes and onions. I start school at 7.30 a.m. Before class, we gather in the playground to exercise, sing the national anthem and pray. School ends at 3.00 p.m. When I get home, I help my mother by sweeping the house and fetching water. We carry the water on our heads or backs. For dinner, my family eat the injera and stew that I cook with my sister. Injera is bread that looks like a pancake. It is made from teff (a type of wheat). We often have coffee after dinner, even the children!




Mud hut (tukul)



Fetching water



Eating injera



Coffee ceremony



**G** Write two differences between your life and Muna's life.

1. \_\_\_\_\_
2. \_\_\_\_\_





# Bealtaine

Bealtaine is the Irish word for May. May Day is on May 1st. Long ago in Ireland people celebrated the start of summer on this day. They were glad the winter was over and had a party with dancing outside and a big bonfire.

## A Decorate the hawthorn bush for May Day.

The hawthorn bush was decorated for May Day. The bush was in the garden or a field close to the house. Ribbons and bits of cloth were tied to its branches. The bush brought luck to the house and its family for the year ahead.



## B Finish these sentences.

1. On the 1st of May people celebrated \_\_\_\_\_.
2. Bealtaine is the Irish name for \_\_\_\_\_.
3. People were glad because \_\_\_\_\_.
4. Two things they did were dancing and \_\_\_\_\_.
5. People decorated a hawthorn bush with \_\_\_\_\_.
6. They thought the decorated bush would \_\_\_\_\_.

## C Read about May wildflowers. Draw primroses and bluebells to fill the basket.

Children picked wildflowers the day before May Day. They picked primroses and bluebells because they were yellow and blue like the sun in the sky. They put the flowers on windowsills and doorsteps to bring luck and to keep away bad fairies. They also put flowers near farm animals to keep them safe and well for another year. The children made crowns from flowers and wore them on May Day. They carried baskets of flowers on May Day and had a parade. They dropped the flowers one by one in front of them as they walked.



Primrose



Bluebells







**D** Write a sentence under each picture.



1. Children picked flowers the day before May Day.



2. \_\_\_\_\_



3. \_\_\_\_\_




4. \_\_\_\_\_

**E** Read Joan's story. Write the questions for the answers below.



My name is Joan and I remember my mother getting up just before dawn every year on May Day. She went outside and rubbed her hands in the grass. It was wet from the morning dew. She rubbed this dew water on her face and let it dry by holding her head up to the sky. When her face was dry she came back inside. She said the dew was good for her skin and kept her looking young.



1. When \_\_\_\_\_ ?

Joan's mother got up before dawn on May Day.

2. Where \_\_\_\_\_ ?

She went outside.

3. What \_\_\_\_\_ ?


There was dew on the grass.

4. Why \_\_\_\_\_ ?

She rubbed the dew on her face because it was good for her skin.

# Seeing Sound

Carry out this experiment to see how sounds are produced by vibrations.

<b>Learning Objective</b>	To explain how sound is produced by vibrations.
<b>Science Unit</b>	Energy and Forces: Sound
<b>Skills Development</b>	Observing
<b>Materials Needed</b>	Glass/Cup Cling film Elastic band Dry rice Musical instrument 
<b>Steps</b>	<ol style="list-style-type: none"><li>1. Wrap the cling film over the top of the glass.</li><li>2. Secure the cling film with elastic bands - make sure it fits tightly.</li><li>3. Put some grains of rice on the cling film.</li><li>4. Play the instrument close to the glass.</li></ol>
<b>Scientific Principles</b>	You will see the grains of rice vibrating on the cling film. Sound is created by vibrations. These vibrations travel through the air as a sound wave.

