

1st Class work for week of 2nd- 5th June

Hello everyone,

I hope you are all keeping well and enjoying the beautiful weather that we have been having. I have laid out the work for this week below, remember to just try your best. Thank you for all the great work on Seesaw last week, you are all trying so hard and completing great work. Well done guys, keep it up. Have a good week and stay safe.

Miss Corrigan

Daily work

- New wave Mental maths Week 35 - Upload to Seesaw daily if possible or send completed week
- Homework copies – Work it out week 20 (please see attached)
- Spellbound – one exercise per day Week 34- General revision Week Upload to Seesaw daily if possible or send completed week
- Morning work in Copies each day- day 77, 78, 79 and 80 (please see attached)
- Complete reading daily (<https://home.oxfordowl.co.uk/> has many free e books for children divided by age)
- Continue to encourage additional reading
- Revise tables up to +7 and +8

English

- Comprehension- The Magic Box. Read through the story with your child and underline and unknown words and go through these. Answer questions 1-5 in homework copy (full answers please). Upload to Seesaw
- Grammar- this week we will be working on alphabetical order. To introduce this topic please go through the PowerPoint with your child and discuss.
- Complete worksheet entitled alphabetical order Upload to Seesaw
- Phonics- this week we will be working on vowel teams.
- Using the Sound like Phonics programme link <https://slp.cifallon.ie/> - click on book C and go to unit 2 – The Doctors surgery
- Go down to vowel teams
- Click on /oa/ sound: ow oa o__e and complete the 6 interactive activities
- Complete page 46- unit 2 vowel teams
- Click on ai sound /ie/ sound: igh ie i__e and complete the 6 interactive activities
- Complete Pg 48- unit 2 vowel teams
- Click on /oo/ sound: oo and complete the 6 interactive activities
- Complete Pg 50- unit 2 vowel teams
- Complete cloze page entitled “Good News” Upload to Seesaw
- Writing- this week we will be focusing on one genre of writing. We will be working on report writing. Complete report writing worksheets on hedgehogs.

Maths

This week we will be beginning the topic of capacity. This is another hand on practical topic and you may not have some of the equipment at home, please do not worry just try your best. When estimating continue to encourage your child to make a reasonable guess and ask them to justify their estimate. To introduce the topic go through the PowerPoint on capacity with your child.

Mathemagic – Pg 129 [Upload to Seesaw](#) 130, 131, 132

Figure it Out – Pg 55 [Upload to Seesaw](#)

Vocabulary to use when discussion weight- Full, half full, empty, holds, container, one quarter full, fill.

Gaeilge

We will be continuing to use the Bua na Cainte programme for our Gaeilge lessons.

- Login to the Bua na Cainte programme
- Select the theme 'Siopadóireacht' (shopping)
- Click on Ceacht 5 – click on the speech bubble and listen to the comhrá Feicim le mo shúilín and discuss*note if you click on the mouse character in the bottom left of the screen the text for the conversation will appear.
- Click on the game console and complete Feicim le mo shúilín, bí ag scríobh, cluiche Kim and faigh and focal.
- Bua na cainte complete Pg 80
- Click on Ceacht 6, click on the speech bubble and listen to the comhrá
- Click on the music symbol and practice Amhrá na traenach
- Click on the games console and complete Tasc Éisteachta 6:1 and 6:2, cuir na pictiúr in or
- Bua na cainte Pg81
- Click on Ceacht 7, click on the speech bubble and listen to an nuacht
- Click on the game console and complete Tasc Éisteachta
- Complete Pg 82 in Bua na Cainte – [upload to seesaw](#)
- Click on sceal and listen to the story An Sionnach agus and Chircín Rua and discuss with your child
- Bua na Cainte Pg 83 – colour and go through the vocabulary with your child.

RE

We will be continuing to use the Grow in Love programme for our Religion lessons. To login please google 'Grow in Love login' and use the following details

Email: trial@growinlove.ie

Password: growinlove

- Choose the Second-Class book/P4 (please note that both 1st and 2nd class are using the 1st class programme this year)
- Choose Theme 9 – Creation
- Choose lesson 1 “God created us”
- Watch the video “Our gifts and talents” and discuss this with your child- ask your child about their own gifts and talents
- Watch the video “Thank you Lord for making me” listen to the song and practice with your child
- Watch the video “ Poem – I am unique”
- Watch the video “God created people” and discuss with your child.
- Listen to the song “gifts from God and practice
- Complete the game “treasure trail”
- Complete Grow in Love Pg 50 and 51
- Click on lesson 2 “God wants us to be happy”
- Click on the poster and discuss, ask children if they know who is in the picture and what they know about them
- Watch the video “What God wants” and discuss
- Watch the video “Adam and Eve” and discuss with your child
- Practice the song “Gifts from God”
- Complete the colouring page Adam and Eve
- Complete Grow in Love Pg 52 and 53

SESE

Geography – This week we be looking at space focusing on the Earth, moon and sun. Ask your child to hare their knowledge of the Earth, moon and sun. Complete Small World Pg 87 **Upload to Seesaw**. The children will then focus on astronauts, go through the PowerPoint astronauts with your child and discuss. Complete Small World Pg 88 and 89.

History – This week the children will be looking at space travel. To introduce this topic go though the PowerPoint Space Travel with your child and discuss. Complete Pg 90 and 91 in Small World. Watch this video about the 1969 moon landing and discuss with your child <https://www.youtube.com/watch?v=CbTaDOuSePk>

Science- This week the children will be learning about the solar system. To introduce this topic to your child go though the PowerPoint What is up in Space with your child and discuss. Compete Pg 86 in Small world- **Upload to Seesaw**.

Art

This week we will be linking our art with our SESE and create space-based art. The children will be creating crayon resist space art.

What you will need

- Crayons
- White card
- Paintbrush
- Black water colour or watered down craft paint
- Paper towels

Method

- Start by coloring a space scene on the cardstock. Stars, planets, shooting stars, rockets, aliens, etc. Color them in completely with the crayons.



- Brush over the whole paper with the black water colour. The waxy crayon won't absorb the paint and it beads up a little



- Pat with a paper towel to clean off paint that beads up on the crayon



- Let dry, and display your beautiful space picture

Here is an example of a finished piece



PE- Weekly GAA activities

Give these a go this week. If the weather is nice try them outside.

Skill challenge: <https://www.youtube.com/watch?v=ImP6UmzbnZY&list=PLbAvjLA-cZu3wHQQvoXnW0iYnmGT4OYUN&index=6&t=0s>

Physical exercise: <https://www.youtube.com/watch?v=GPx3ZsOxUng> (how many can you do in 30secs)

Additional activities

These are some suggested activities/resources if your child would like some additional activities to complete.

- Art activities- the YouTube channel Art Hub for Kids has some great drawing tutorials; the children have used this before and are familiar with it.
- Children could find items in the home and put them in alphabetical order
- Additional maths activities-children can also complete any worksheets/ activities from Twinkl which are revision of topics already covered including addition, subtraction, money, 2D/3D shapes, data, fractions and place value, length
- Children can go back through the previously completed weeks in their Spellbound and revise their spellings. You could also choose any of these words and ask your child to put them into sentences. Look out for any words that your child is spelling incorrectly and revise these words in particular.
- Storyline Online is a great free resource that the children are already familiar with, there is a verity of different stories which they children can listen to and each story is accompanied by activities and worksheets
- RTE will be broadcasting school on TV from 11-12 Monday to Friday on RTÉ 2. Your child may wish to watch and participate in these lessons

MONDAY - WEEK 20

T	1.	10	+	0	=	
A	2.	10	+	9	=	
B	3.	10	+	3	=	
L	4.	10	+	10	=	
E	5.	10	+	6	=	

spring summer autumn winter

- comes before winter.
- comes after spring.
- 10 - 5 = 3 +
- Show 26.
- 8 + = 8

Work it out

Grid for working out problems.

TABLES TUESDAY - WEEK 20

1.	10	+		=	12
2.	10	+		=	11
3.	10	+		=	18
4.	10	+		=	10
5.	10	+		=	17
6.	10	+		=	14
7.	10	+		=	16
8.	10	+		=	19
9.	10	+		=	15
10.	10	+		=	13
11.		+	10	=	12

12.		+	10	=	10
13.		+	10	=	19
14.		+	10	=	11
15.		+	10	=	14
16.		+	10	=	17
17.		+	10	=	16
18.		+	10	=	13
19.		+	10	=	15
20.		+	10	=	20

Score

20

WEDNESDAY - WEEK 20

T	1.	10	+		=	18
A	2.	10	+		=	19
B	3.	10	+		=	20
L	4.	10	+		=	13
E	5.	10	+		=	14

6. Tick the one that shows a half.

Progress bar with 10 segments, 5 are shaded.

- Show 54.
- Show half an hour earlier.
- 10 - 4 = + 2

Work it out

Grid for working out problems.

THURSDAY - WEEK 20

T	1.		+	10	=	16
A	2.		+	10	=	15
B	3.		+	10	=	10
L	4.		+	10	=	17
E	5.		+	10	=	12

6. How much?



c

- 10 is 6 less than .

9. Finish the pattern.

Pattern: O, Δ, ∇, O, Δ, ∇, O, _

- How many faces?
- A copy weighs more less than 1 kg.
- Ring the coins you need.



13. Finish the pattern.

Pattern: 30, 40, 50, 60, , ,

- Name the 7th shape.
- Name the last shape.

Sequence of shapes: circle, triangle, square, pentagon, hexagon, heptagon, octagon.

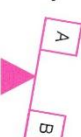
Score

15

10. Show 75.



- Which box is lighter?



12. How many faces?



The bus is left right of the tree.

- The car is on the left right .



15. 10 - 2 = 5 +



Sequence of faces: sad, neutral, happy, sad, neutral, happy.

Score

15

DAY 77

UNIT 8

- Tomorrow will be .
- Which word starts with **tr** like **trip**?
crib try creep sheet
- Circle the word that ends with **oy** like **boy**.
very toy crab my
- Circle the word that rhymes with **lost**.
list no cost love
- Add **un** to **fair** to make a word that means 'not fair'.
- Circle **true** or **false**.
A clock shows the time.
- Fill in **has** or **have**.
They a new computer.
- Add **es** to **bush** to mean more than one.
 
- Fill in **to** or **two**.
Can we go the pool?
- Fill in **Who** or **Which**.
 is that  over there?


MY SCORE

DAY 78

- Last month was .
- Which word starts with **br** like **bring**?
thing dress below brave
- Circle the word that ends with **ow** like **blow**.
were block our snow
- Circle the word that rhymes with **skin**.
spent spin skip one
- Add **un** to **tidy** to make a word that means 'not tidy'.
- Circle **true** or **false**.
Orange juice is made from bananas.
- Fill in **has** or **have**.
The children lots of sweets.
- Add **es** to **witch** to mean more than one.
 
- Fill in **to** or **two**.
The puppies are barking.
- Fill in **What** or **How**.
 is in the bag?

MY SCORE

DAY 79

- Two days ago was .
- Which word starts with **cr** like **crab**?
crib lunch came grab
- Circle the word that ends with **ew** like **new**.
now flew blue summer
- Circle the word that rhymes with **ant**.
bump went plant hint
- Add **un** to **lucky** to make a word that means 'not lucky'.
- Circle **true** or **false**.
We get homework on Friday.
- Fill in **has** or **have**.
Kate a nice jumper.
- Add **es** to **buzz** to mean more than one.
 
- Fill in **to** or **two**.
Can you take me school?
- Fill in **Why** or **Where**.
 are we going this way?

MY SCORE

DAY 80

- Tomorrow will be .
- Which word starts with **sp** like **spell**?
bring lost bell spot
- Circle the word that ends with **ue** like **clue** and **true**.
crow blue grew winter
- Circle the word that rhymes with **beach**.
I love chip teach
- Add **un** to **fair** to make a word that means 'not fair'.
- Circle **true** or **false**.
Chocolate cake makes you clever.
- Fill in **has** or **have**.
Mum and Dad to go to town.
- Add **es** to **glass** to mean more than one.
- Fill in **to** or **two**.
Do we have sing now?
- Fill in **Where** or **How many**.
 pencils do you have? 

MY SCORE

UNIT 8