

## **1<sup>st</sup> Class work for week of 27<sup>th</sup> April- 1<sup>st</sup> May**

Hello everyone,

I hope you are all keeping well. I have laid out this week's work below, try your best. As you may be aware, we are beginning to use the Seesaw platform. If you are using Seesaw I have chosen one piece of work that I would like you to take a photo of and upload (**Figure it Out Pg 49**). Keep safe and well and I hope you are all enjoying this time at home with your families.

Miss Corrigan

### **Daily work**

- New wave Mental maths Week 30
- Homework copies – Work it out week 15 (please see attached)
- Spellbound – one box and exercise per day Week 29
- Morning work in Copies each day- day 57, 58, 59 and 60 (please see attached)
- Complete reading daily (<https://home.oxfordowl.co.uk/> has many free e books for children divided by age)
- Continue to encourage additional reading
- Revise tables up to -10
- Children can start working on their -11 tables this week

### **English**

- Away with words-Complete Pg 80. Revision of Magic e put all the words in part A into sentences in homework copy. Revision of capital letters read blue box and complete the page.
- This week we will be focusing on punctuation including capital letters and full stops.
- Please go through the PowerPoint with you child (Capital letter PowerPoint)
- Complete the worksheet entitled Full stops and capital letters
- Phonics- using the Sound like Phonics programme link <https://slp.cjfallon.ie/> - click on book C and go to unit 1 The Aquarium.
- Go down to double consonants and click on -ll -ff. The children will be focusing on these final sounds this week
- Complete all 8 interactive activities
- Roll and read activities – there are 2 worksheets attached on for each sound -ll and -ff. Roll a dice and say a word on that line if you can say it correctly you can colour it in. Try to fill in one whole horizontal line by correctly saying all 5 words. This activity can be done with one person or more.
- Pick 10 words from each of the roll and read worksheets (20 words in total) and put them into sentences in your homework copy.

## **Maths**

This week we will be continuing with our work on time. It may be beneficial to revise last weeks work of o' clock and half past. Continue to engage you child in time related activities throughout that week, including asking them the time throughout the day, having them count how long an activity took etc.

Mathemagic – Pg 134, 135

Figure it Out- Pg 49 **\*If possible, could you take a photo of this complete page and upload it to Seesaw.**

Time is a lot about revision and practice including seeing and reading clocks as well as writing times in word format.

I have attached a worksheet entitled Analogue clock template activity. This worksheet will be especially useful for revising time. The worksheet contains 12 blank clock faces. You can choose any 12 times (o'clock or half past) and have your child draw the hand in the correct place to represent the time and write the time below in word format. \*If you place this sheet in a poly pocket you can write the times in whiteboard marker, they can then be erased and the worksheet can be reused multiple times.

There are 2 interactive time matching games on twinkl, one for o' clock and one for half past. If possible log into twinkl and complete these activities.

<https://www.twinkl.ie/resource/clock-matching-half-past-interactive-matching-activity-tg-447>

<https://www.twinkl.ie/resource/clock-matching-o-clock-interactive-matching-activity-tg-445>

## **Gaeilge**

We will be continuing to use the Bua na Cainte programme for our Gaeilge lessons.

- Login to the Bua na Cainte programme
- Select the theme 'Sa Bhaile'
- Complete Ceacht 10 - listen to the Nuacht (News) \*note if you click on the mouse character in the bottom left of the screen the text for the conversation will appear.
- After listening to the Nuacht click on the game console icon and complete the interactive activity- cuir ceist. Have your child ask the questions An \_\_\_ é? Using the pictures below the questions mark. Once they pick one picture click on it to see if they are correct. Have them answer the questions also with – Is \_\_\_ é.
- Complete Pg 65 in Bua na Cainte (attached) An Nuacht, go through the vocabulary on the left and right of the page.
- At the end of each theme there is a corresponding scéal (story)
- Return to the Sa Bhaile theme

- At the bottom of the page you will see scéal, click on this and it will open the scéal Na Trí Mhuc
- Listen to the story with your child
- Complete Pg 66 in Bua na Cainte, go through the vocabulary with your child and revise the colours before completing the page.
- Also at the end of each theme the children usually get to play some games of Biongó (bingo)
- Click on the Sa Bhaile theme at the bottom of the page next to scéal you will see Biongó, click into this.
- The child can pick 6 words (you will find all the words they can choose from by clicking the graduation cap in the bottom right of the screen)
- When your child has chosen 6 words hit the play button and they can cross off any words that are called out
- If not all the words have been called out, you can have another game until they have been classed out. This game is even more fun with others 😊

## **RE**

We will be continuing to use the Grow in Love programme for our Religion lessons. To login please google 'Grow in Love login' and use the following details

Email: [trial@growinlove.ie](mailto:trial@growinlove.ie)

Password: growinlove

- Choose the Second-Class book/P4 (please note that both 1<sup>st</sup> and 2<sup>nd</sup> class are using the 1<sup>st</sup> class programme this year)
- Choose Theme 8 – We can live as Jesus asked
- Choose lesson 2 “I will send a helper”
- Open the Poster picture and ask your child to describe what they think is happening in the scene
- Watch the 2 videos entitled “Pentecost” and discuss these with your child
- Complete Activity sheet “Pentecost wordsearch”
- Complete worksheet “Pentecost free writing page”
- Complete Pg 46 and 47 in Grow in Love (attached)

## **SESE**

**Geography** – Linking with last week’s history story Anansi and the pot of wisdom, the children will be completing a country fact file of Ethiopia. Before you begin engage your child in a discussion and ask them if they have any knowledge of African countries or Ethiopia. Watch this video with your child <https://www.youtube.com/watch?v=Ud2OmhgdiHk> . Ask your child to recall some of the facts from the video. Read through Pg 76 and 77 in Small World and complete the activities.

**History** – This week the children will be learning about feasts and festivals in the past, focusing on Bealtaine and May Day. Before you begin engage your child in a discussion about May Day and if they have ever heard of the celebration. Share any experiences you may have of May Day. Read through Pg 78 and 79 in Small World and complete the activities.

Additional activities – below are some additional activities and crafts for May Day

<https://lifestyle.howstuffworks.com/crafts/holiday-crafts/may-day-crafts.htm> (May Day crafts)

<http://www.dltk-kids.com/crafts/may/index.htm> (May Day activities and crafts)

**Science**- This week the children will be investigating sound. Ask your child to share and previous knowledge that they make have about sounds and how they are created. Watch this video with your child <https://www.youtube.com/watch?v=gdGyvGPZ1G0> and discuss. Children will be completing the Seeing Sound experiment, worksheet is attached (please do not worry if you do not have the materials to complete this experiment, there is a video of the experiment here instead- <https://www.youtube.com/watch?v=37csXse35YQ>). Complete the Seeing Sound experiment and record the results of the experiment in your homework copy.

### **Additional activities**

These are some suggested activities/resources if your child would like some additional activities to complete.

- Children could complete a nature hunt around the garden and draw and label any living things that they find. They can then categorise these into different groups i.e. insects, plants, trees, found on the ground etc.
- Art activities- they YouTube channel Art Hub for Kids has some great drawing tutorials, the children have used this before and are familiar with it.
- Comic strip- you child can create a comic strip of something exciting that happened during the week (templates available on twinkl). Encourage your child to write speech bubbles and full sentences to accompany their comic strip.
- Additional maths activities-children can also complete any worksheets/ activities from Twinkl which are revision of topics already covered including addition, subtraction, money, 2D/3D shapes, data, fractions and place value
- Children can go back through the previously completed weeks in their Spellbound and revise their spellings. You could also choose any of these words and ask your child to put them into sentences. Look out for any words that your child is spelling incorrectly and revise these words in particular.
- Storyline Online is a great free resource that the children are already familiar with, there is a verity of different stories which they children can listen to and each story is accompanied by activities and worksheets
- RTE will be broadcasting school on TV from 11-12 Monday to Friday on RTÉ 2. Your child may wish to watch and participate in these lessons.



**10.**



Show one  
hour later.



Monday Tuesday Wednesday Thursday

Friday  
Saturday  
Sunday

6. Today is \_\_\_\_\_.
7. Tomorrow will be \_\_\_\_\_.
8. Yesterday was \_\_\_\_\_.
9.  $12 - 5 =$

**Work it out.**

## TABLES TUESDAY - WEEK 15

1.	<input type="text"/>	+	5	=	7
2.	<input type="text"/>	+	5	=	10
3.	<input type="text"/>	+	5	=	9
4.	<input type="text"/>	+	5	=	14
5.	<input type="text"/>	+	5	=	8
6.	<input type="text"/>	+	5	=	6
7.	<input type="text"/>	+	5	=	11
8.	<input type="text"/>	+	5	=	15
9.	<input type="text"/>	+	5	=	5
10.	<input type="text"/>	+	5	=	12
11.	<input type="text"/>	+	5	=	9



12.	5	+	<input type="text"/>	=	5
13.	5	+	7	=	<input type="text"/>
14.	5	+	3	=	<input type="text"/>
15.	5	+	9	=	<input type="text"/>
16.	5	+	<input type="text"/>	=	6
17.	5	+	<input type="text"/>	=	7
18.	5	+	<input type="text"/>	=	15
19.	5	+	<input type="text"/>	=	8
20.	5	+	<input type="text"/>	=	10

**WEDNESDAY - WEEK 15**

	1.	2.	3.	4.	5.
5	5	5	5	5	5
+	+	+	+	+	+
<input type="text"/>	<input type="text"/>	<input type="text"/>	<input type="text"/>	<input type="text"/>	<input type="text"/>
=	=	=	=	=	=
11	12	9	10	8	8

6. Tick the longest.

○ △ □ ○ ● △ ● □ ● □ ● ●



















9.  Show one hour later. 

**Work it out.** 

**THURSDAY - WEEK 15**

T	A	B	J	E	S
1.	2.	3.	4.	5.	
<input type="text"/>	<input type="text"/>	<input type="text"/>	<input type="text"/>	<input type="text"/>	<input type="text"/>
+	+	+	+	+	
5	5	5	5	5	
=	=	=	=	=	
13	5	14	7	15	

6. True or false: An eggcup holds more than a litre of water. \_\_\_\_\_

8. Ring the even numbers.

10	11	12	13	14
----	----	----	----	----

9. 2 less than 40 is .

10. True or false: A bath holds more than a litre of water. \_\_\_\_\_

$$11.4 + \square = 11$$

## 12. Ring the odd numbers.

11 12 13 14 15

13.  $\square - \square = \square$

○ ○ ○ ○ ○

14.  How much?

¢

15.  $14 - 7 =$

Score 15

☐ 😊   
 ☐ 😐   
 ☐ ☹️


**Work it out.** 

**THURSDAY - WEEK 15**

10. Fill in the missing numbers.


45, , 47, , 49, , 51

11. How much?

  c

12.  $11 - 6 =$

13. Colour the shortest.


$$14.5 + \square = 15$$

15. Show one hour later.


Score **15**

☺ ☐ ☹ ☐ ☺ ☐ ☹ ☐



# DAY 57

UNIT 6

1. What letter comes next?  
q r s t
2. Write the small letter that goes with **U**.
3. Fill in the missing letter.  
Oct\_\_ber
4. How many syllables in **pizza**?
5. Change **oi** in **coin** to **a** to make a new word.
6. Circle the mistake.  
The sonn got very hot. 
7. Which word has an **ow** sound like **cow**?  
some do where clown
8. Circle the word that is not needed.  
like My friend went to a party.
9. Fill in **is** or **are**.  
My friend  in second class.
10. Tick what is missing from the question.  
Can I come too ☐ question mark ☐ full stop

MY SCORE

# DAY 58

1. What letter comes next?  
o p q r
2. Write the small letter that goes with **S**.
3. Fill in the missing letter.  
Octobe\_\_
4. How many syllables in **were**?
5. Change **ee** in **seen** to **u** to make a new word.
6. Circle the mistake.  
My friend is fore years old.
7. Which word has an **ow** sound like **cow**?  
is ask brown once
8. Circle the word that is not needed.  
The car was in small and red.
9. Fill in **is** or **are**.  
My friends  in second class.
10. Circle what is missing from the question.  
Who is that ☐ ☐ ☐



MY SCORE

# DAY 59

1. What letter comes next?  
v w x y
2. Write the small letter that goes with **Z**.
3. Fill in the missing letter.  
Septem\_\_er
4. How many syllables in **song**?
5. Change **ea** in **head** to **i** to make a new word.
6. Circle the mistake.  
We had to meet at skool.
7. Which word has an **ow** sound like **cow**?  
go crown was of
8. Circle the word that is not needed.  
The sun and moon are in down the sky.
9. Fill in **is** or **are**.  
The leaves  on the ground.
10. Circle what is missing from the question.  
Will you be able to come ☐ ☐ ☐



MY SCORE

# DAY 60


UNIT 6

1. What letter comes next?  
a b
2. Write the small letter that goes with **C**.
3. Fill in the missing letter.  
\_\_ctober
4. How many syllables in **brother**?
5. Change **ea** in **meat** to **e** to make a new word.
6. Circle the mistake.  
Mum went tu the shop.
7. Which word has an **ow** sound like **cow**?  
crowd my said of
8. Circle the word that is not needed.  
Mum is going to the very dentist.
9. Fill in **is** or **are**.  
The point  in the shed.
10. Circle what is missing from the question.  
When is your birthday ☐ ☐ ☐



MY SCORE





fuar



te



fiuch



tirim



gaofar



scamallach



dorcha



geal



# An Nuacht

Inniu an \_\_\_\_\_

Inné an \_\_\_\_\_

Amárach an \_\_\_\_\_

Tá an lá \_\_\_\_\_

Tá peata agam.

Is \_\_\_\_\_ é.

Thug \_\_\_\_\_ dom é.

Is maith liom é.



Tarraing pictiúr.



madra



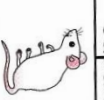
iasc



cat



capall



luch



Mamáí



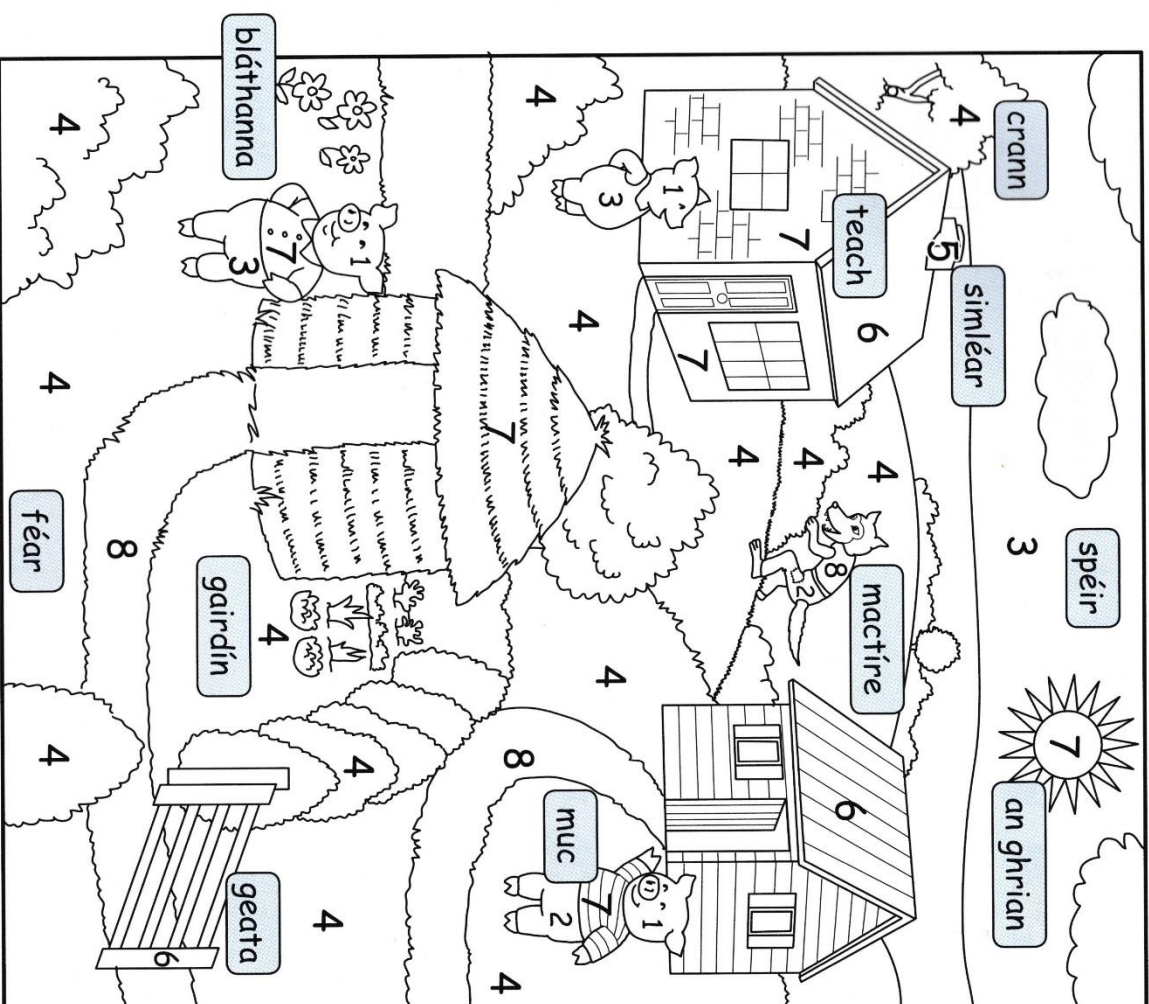
Daidí



Mamó



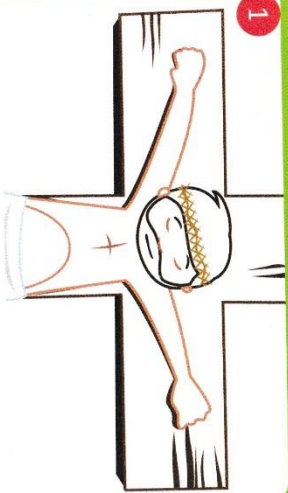
Daideo





# What happened after Jesus died?

Write a sentence to match each picture.



\_\_\_\_\_

\_\_\_\_\_



\_\_\_\_\_

\_\_\_\_\_




\_\_\_\_\_

\_\_\_\_\_



\_\_\_\_\_

\_\_\_\_\_



\_\_\_\_\_


\_\_\_\_\_



\_\_\_\_\_

\_\_\_\_\_

This week, the children recalled the story of Pentecost, when the Holy Spirit came upon Jesus' disciples. The Holy Spirit helped the disciples to tell everyone about Jesus. God's Holy Spirit is still with us today.



## AT HOME

# The Holy Spirit comes to the disciples

Write 'Yes' or 'No'.

Jesus and his friends spoke Irish. \_\_\_\_\_

After Jesus went back to heaven, the disciples went to Bethlehem. \_\_\_\_\_

On the day of Pentecost, all of Jesus' friends were gathered together. \_\_\_\_\_

Suddenly they heard a loud noise like a drum. \_\_\_\_\_

Then they saw what looked like tongues of fire. \_\_\_\_\_

The disciples knew that the Holy Spirit had come. \_\_\_\_\_

The disciples began to sing in different languages. \_\_\_\_\_

Everyone was amazed. \_\_\_\_\_

The Holy Spirit helped the disciples to tell everyone about Jesus. What would you say about Jesus to someone who had never heard of him?

\_\_\_\_\_

\_\_\_\_\_

\_\_\_\_\_

\_\_\_\_\_

\_\_\_\_\_

### Chat Together

About how the Holy Spirit can help your child. What can they do to live as Jesus taught us?

### For Memorisation

Prayer to the Holy Spirit

### Invitation to Pray

Prayer to the Holy Spirit

Holy Spirit, I want to do what is right. Help me.

Holy Spirit, I want to live like Jesus.

Guide me.

Holy Spirit, I want to pray like Jesus. Teach me.