

1st Class work for week of 20th-24th April 2020

Hello everyone,

I hope you all had a lovely Easter and had a nice time celebrating with you family. I have laid out the work for this week below and I have also included some optional additional activities at the bottom of this list. I hope you are all keeping safe and well during this time.

Miss Corrigan

Daily work

- New wave Mental maths Week 29
- Homework copies – Work it out week 14 (please see attached)
- Spellbound – one box and exercise per day Week 28
- Morning work in Copies each day- day 53, 54, 55 and 56 (please see attached)
- Complete reading daily (<https://home.oxfordowl.co.uk/> has many free e books for children divided by age)
- Continue to encourage additional reading
- Revise tables up to -9
- Children can start working on their -10 tables this week

English

- Away with words- Pg 77 final blends (-st and -nd). Additional activity- have your child choose 10 of the words ending in st or nd and have them put them into sentences in their homework copy
- Phonics/grammar work- this we will be looking at be looking at changing verbs into the past tense by using the inflectional ending -ed. Begin by going through the PowerPoint with your child (PowerPoint is in folder labelled English resources) this will help introduce the concept of past tense.
- Complete the worksheet 'verbs past tense' (this worksheet is in English resources folder). After completing the sheet, use 10 words from the worksheet put them into their past tense form, then put them into sentences in homework copy. ***remind your child when a verb ends in 'e' we cross out the 'e' and add 'ed'**
- Recount writing – The children will complete a recount of their Easter holidays. The children have already completed work on recount writing this year and understand that it is written in the past tense. This is a great opportunity to revise/ put into practice the work you have completed above on the past tense. Ask your child to write about their experiences over the Easter holidays in their homework copies. 1st class should be encouraged to write at least $\frac{1}{2}$ to $\frac{3}{4}$ of a copy page.

Maths

This week we will be continuing with our work on time. The children should be familiar with calendar/ sequencing work from before Easter, it may be beneficial to revise this again. This week we will be starting to look at analogue time. Your child will be used to seeing clocks in the home, on their watches etc. They will begin by revising o' clock, remind them that the small hand points to the hour and the big hand points to the minutes. They will then be moving onto ½ past. It is useful to use a visual to show a clock divided in half and where the big hand would land if the clock were divided in half. Children may find it confusing that at the half past the small hand is between 2 number. We have been practicing saying that if the small hand has not reached the number then it can not be half past that number, for example half past 3 can not be read as half past 4 because the small hand has not yet reached the number 4 yet. Encourage your child to read the time as much as possible during the day.

Mathemagic – Pg 92, 93, 94

Figure it Out- Pg 48

Gaeilge

We will be continuing to use the Bua na Cainte programme for our Gaeilge lessons. If you have the programme downloaded from before Easter you can login using 'trial' for both username and password.

Link www.edco.ie/bua

- Login to the Bua na Cainte programme
- Select the theme 'Sa Bhaile'
- Complete Ceacht 7 - listen to the Comhrá 7:1 and 7:2 (conversation) *note if you click on the mouse character in the bottom left of the screen the text for the conversation will appear.
- After listening to the comhrá click on the music symbol and listen to the dán (poem) with your child a few times and practice it together
- Click on the game console icon and complete the interactive activities- Tasc eisteachta 7:1 and 7:2 and cluiche kim.
- Complete pg 63 in bua na canite (attached)
- Return to the Sa Bhaile theme and click on ceacht 8, click on the speech bubble and listen to comhra 8:1 and 8:2
- Click on the game concole icon and complete tasc eisteachta 8:1 and 8:2 and cuir ceist
- Return to the Sa Bhaile theme and click on ceacht 9
- Click on the speech bubble and listen to the comhrá
- Click on the music symbol and listen to the song Mo Mhadra and practice it together

- Click on the game console icon and complete tasc eisteachta 9:1, 9:2 and 9:3, Cad é and uimhreacha
- Complete Pg 64 in Bua na Cainte (attached)
- Listen to the conversations, poem and songs a few times over the course of the week to reinforce vocabulary.

RE

We will be continuing to use the Grow in Love programme for our Religion lessons. To login please google 'Grow in Love login' and use the following details

Email: trial@growinlove.ie

Password: growinlove

- Choose the Second-Class book/P4 (please note that both 1st and 2nd class are using the 1st class programme this year) *Note the children had begun working on this unit before school closed*
- Choose Theme 8 – We can live as Jesus asked
- Choose lesson 1 'I am with you always'
- Watch the videos 'Jesus; ascension' and 'Jesus promise to his friends' 'discuss these with your child
- Watch the video 'Echo pantomime and practice this with your child
- Complete the colouring page 'Jesus' ascension'
- Complete the 'guess the picture' interactive activity
- If you have the resources complete the art activity Jesus' ascension
- Complete Pg 44 and 45 in Grow in Love (attached)

SESE

Geography – This week we will be continuing our work on water. We will be looking at the water cycle. Watch this video with your child and discuss

<https://www.youtube.com/watch?v=ncORPosDrjI>. Complete Pg 46 in Small Word (this is in the folder labelled SESE resources). Additional activity create your own mini water cycle.

Instructions

Create a Mini Water Cycle

Fill a large bowl a quarter of the way with water and place it outside in the sun. Put an empty mug or cup into the bowl and cover the bowl with plastic wrap. Tie a string or place a rubber band around the plastic wrap to keep it in place and have your child watch the water cycle unfold.

When you're finished record your observations in homework copy and draw a diagram of the activity.

History – This week are going to be looking at a traditional story for Africa called Anansi and the pot of wisdom. Before you begin the story with your child ask them if they know any facts about Africa or if they know any stories about animals and discuss. Read through the story with your child (this is in the folder labelled SESE resources) ask your child questions as you read to help aid comprehension. Have your child draw in the missing pictures and colour all the pictures. Have your child answer the questions on Pg 75 in their homework copies (full answers please). When you have completed the book work engage your child in a discussion about the story, ask them about the moral of the story, their favourite part etc

Science- We will be continuing with our work on electricity this week. Revise Pg 95 in small world (this is attached to the work list from before Easter). This week we will be focusing on the dangers of electricity. Watch this video with your child and discuss <https://www.youtube.com/watch?v=igK-DRB5faU>. Then ask your child to name some ways in which electricity could be dangerous in the home. Complete the worksheet 'Spot the electrical dangers' (this is in the folder labelled SESE resources) on this sheet your child can circle the dangers in the picture and write 6 rules to remember to be safe around electricity.


Additional activities

These are some suggested activities/resources if your child would like some additional activities to complete.

- Children could create a new front cover for their favourite book
- Children could create a character profile for their favourite character
- Additional maths activities-children can also complete any worksheets/ activities from Twinkl which are revision of topics already covered including addition, subtraction, money, 2D/3D shapes, data, fractions and place value
- Children can go back through the previously completed weeks in their Spellbound and revise their spellings. You could also choose any of these words and ask your child to put them into sentences. Look out for any words that your child is spelling incorrectly and revise these words in particular.
- Storyline Online is a great free resource that the children are already familiar with, there is a variety of different stories which they children can listen to and each story is accompanied by activities and worksheets
- You may be aware that RTE will be broadcasting school on TV from 11-12 Monday to Friday on RTÉ 2. Your child may wish to watch and participate in these lessons.

MONDAY – WEEK 14

- T** 1. 4 + 6 =
- A** 2. 4 + 5 =
- B** 3. 4 + 4 =
- L** 4. 4 + 3 =
- E** 5. 4 + 10 =
- S**



6. How many?
7. How many?
8. How many and ?
9. How many and ?

Work it out

10. Colour $\frac{1}{2}$.

--	--	--	--	--	--

11. 7 + = 12

12. Fill in the missing numbers.

48, 49, , , 52, , 54

13. There are months in winter.

14. A car is heavier lighter than 1 kg.

15. Show half past 10.



Score

15

TABLES TUESDAY – WEEK 14

1. + 4 = 7
2. + 4 = 8
3. + 4 = 5
4. + 4 = 6
5. + 4 = 4
6. + 4 = 9
7. + 4 = 14
8. + 4 = 10
9. + 4 = 12
10. + 4 = 11
11. 4 + = 9

12. 4 + = 4
13. 4 + 4 =
14. 4 + 6 =
15. 4 + 2 =
16. + 4 = 7
17. + 4 = 11
18. + 4 = 14
19. 4 + = 13
20. 4 + = 14




Score

20

WEDNESDAY – WEEK 14

- T** 1. 4 + = 10
- A** 2. 4 + = 12
- B** 3. 4 + = 9
- L** 4. 4 + = 7
- E** 5. 4 + = 5
- S**

6. Finish the pattern.




7. How much? c



8. 3 less than 11 is .

9. Who is tallest?



Work it out

10. Fill in the missing numbers.

49, , , , 53, , 55

11. 8 + = 12


12. Show 4 o'clock.



13. What month is after March?

14. 12 - 4 =

15. A has faces.



Score

15

THURSDAY – WEEK 14

- T** 1. + 4 = 8
- A** 2. + 4 = 11
- B** 3. + 4 = 13
- L** 4. + 4 = 14
- E** 5. + 4 = 5
- S**

6. Fill in the missing numbers.

54, , 56, , , , 60

7. 4 less than 12 is .

8. What month is before July?

9. A has corners.

10. Show half past 2.



11. How much? c



12. 9 + = 13


13. Tick which holds more.



14. Tick which is heavier.



15. 12 - 3 =



Score

15

DAY 53

1. What letter comes next?

g h i j

2. Write the small letter that goes with **A**.

3. Fill in the missing letter.

Se__tember

4. How many syllables in **drip**?

5. Change **i** in **big** to **a** to make a new word.

6. Circle the mistake.

We swam in the sae.



7. Which word has an **ow** sound like **cow**?

sand he yes howl
needed.

8. Circle the word that is not needed.

Pat went want to the shop.

9. Fill in **is** or **are**.
The cats in the garden.

10. Tick what is missing from the question.

Where are you

☐ question mark ☐ full stop

MY SCORE

DAY 54

1. What letter comes next?

a b c d

2. Write the small letter that goes with **E**.

3. Fill in the missing letter.

Septembe__

4. How many syllables in **December**?

5. Change **o** in **cot** to **u** to make a new word.

6. Circle the mistake.

The gift is very pritty.



7. Which word has an **ow** sound like **cow**?

cook down into call
needed.

8. Circle the word that is not needed.

The cat ran under the in chair.

9. Fill in **is** or **are**.

The cups in the press.

10. Tick what is missing from the question.

How is your mum

☐ question mark ☐ full stop

MY SCORE

DAY 55

1. What letter comes next?

e f g h

2. Write the small letter that goes with **L**.

3. Fill in the missing letter.

Oc__ober

4. How many syllables in **skin**?

5. Change **u** in **bug** to **a** to make a new word.

6. Circle the mistake.

I blu up the balloon.



7. Which word has an **ow** sound like **cow**?

one hoof owl was
needed.

8. Circle the word that is not needed.

I made under a big cake.

9. Fill in **is** or **are**.
The boy not here.

10. Tick what is missing from the question.

How did you do that

☐ question mark ☐ full stop

MY SCORE

DAY 56

1. What letter comes next?

k l m n

2. Write the small letter that goes with **O**.

3. Fill in the missing letter.

Octo__er

4. How many syllables in **Christmas**?

5. Change **ai** in **rain** to **u** to make a new word.

6. Circle the mistake.

I got dirt in my iye.

7. Which word has an **ow** sound like **cow**?

town cry done zoo
needed.

8. Circle the word that is not needed.

The dog fog was black and white.

9. Fill in **is** or **are**.

The boys not here.



10. Circle what is missing from the question.

Do you like this book

☐ ☐ ?

MY SCORE



Bí ag Scríobh

Sa Bhaile


Tá cearc agam.



1 Td _____ agam.



2 Td _____ agam.



3 Td _____ agam.



4 Td _____ agam.



5 Td _____



6 Td _____



7 _____



8 _____



cearc



capall



bó



cat



madra



luch



éan



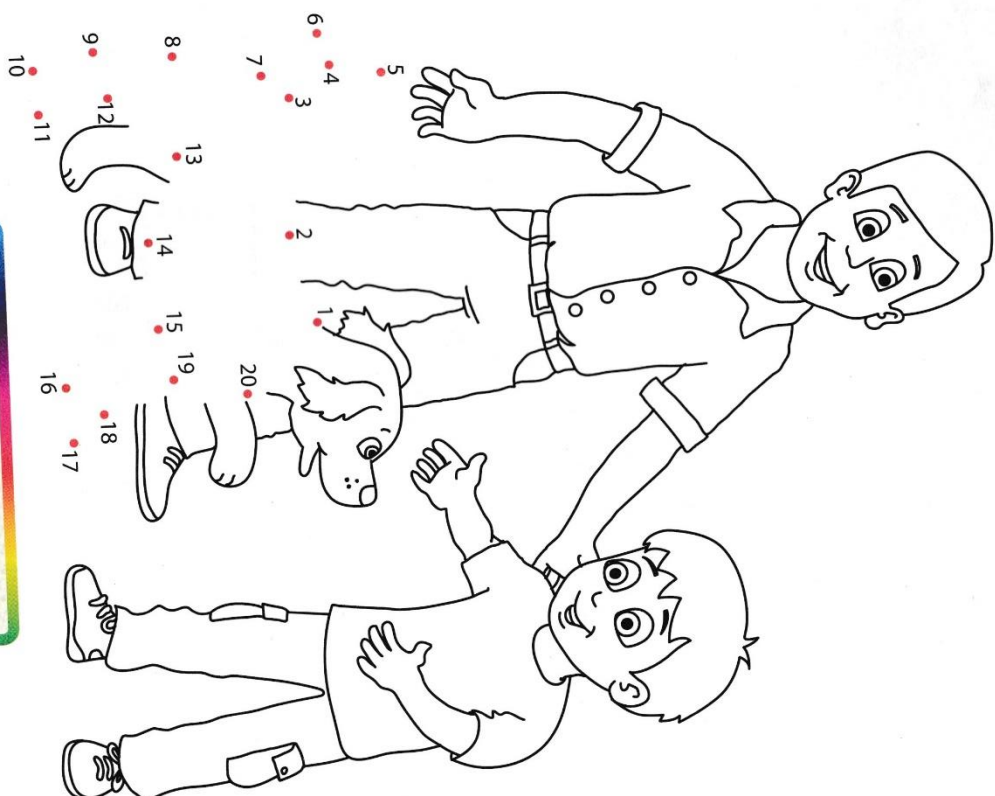
iasc



Sa Bhaile



Ceangail na hUimhreacha



Mo Mhadra


Seo é mo mhadra.

Thug Daídí an madra dom.

Bran is ainm dó.

Jesus promises his friends

Fill in the blanks to complete the crossword.



Across

2. Jesus' friends went to _____ to wait for the Holy Spirit to come.
4. Jesus went back to _____ to be with God the Father.
6. The helper that Jesus sent is called the Holy _____.

Down

1. Jesus asked his friends to keep doing his _____.
3. Jesus told his friends, 'I am with you _____.'
5. Jesus promised to send a _____ to his friends.


always heaven Jerusalem helper Spirit work

WORD BANK

This week, the children have been recalling the story of Jesus' Ascension back to heaven, to be with God the Father. Before Jesus went back to heaven, he promised his friends that he would always be with them.

AT HOME The Ascension

These pictures show what three artists thought the Ascension looked like. What do you think it looked like? Draw your picture in the box below.



Chat Together

About how, even though Jesus went back to heaven, he promised his disciples that he would be with them always. How does it feel to know that Jesus is always with us, ready to listen to us?

Invitation to Pray

Jesus, be with us, hear us, we pray. Jesus, be with us, every day. Jesus, be with us, in all we do and say.