

## 1<sup>st</sup> Class work for week of 18<sup>th</sup> – 22<sup>nd</sup> May

Hello everyone,

I hope you are all keeping well and staying safe. I have laid out the work for this week below, remember to just try your best. Thank you again for all your great work that you uploaded to Seesaw it was brilliant to see all your hard work. This week there are few things that I would like to upload to Seesaw. I have highlighted the items that should be uploaded. You are all doing great work at home, well done and keep it up.

Miss Corrigan

### Daily work

- New wave Mental maths Week 33 - Upload to Seesaw daily if possible or send completed week
- Homework copies – Work it out week 18 (please see attached)
- Spellbound – one box and exercise per day Week 32- Revision Week Upload to Seesaw daily if possible or send completed week
- Morning work in Copies each day- day 69, 70, 71 and 72 (please see attached)
- Complete reading daily (<https://home.oxfordowl.co.uk/> has many free e books for children divided by age)
- Continue to encourage additional reading
- Revise tables up to +3 and +4

### English

- Comprehension-The doctor. Read through the story with your child and underline and unknown words and go through these. Answer questions 1-5 in homework copy (full answers please).
- Grammar- so far, the children have looked at nouns, verbs and adjectives some revision may be required I have included the definitions below.

**Noun:** a word that refers to a person, place, thing, event, substance or quality e.g. 'nurse', 'cat', 'party', 'oil' and 'poverty'.

**Adjective:** a word that describes a noun e.g. 'big', 'boring', 'pink', 'quick'

**Verb:** an action word e.g. 'run', 'jump' and 'dance'

**Adverb:** describes a verb on how something was done e.g. 'quickly', 'slowly' and 'neatly'

- This week we will be looking at adverbs, to introduce the topic to your child go through the PowerPoint (adverbs) with your child and discuss
- Complete the 2 worksheets entitled 'adverbs'
- Phonics- following on from last week we will be working on hard and soft letter sounds with focus on hard and soft g.

- Using the Sound like Phonics programme link <https://slp.cjfallon.ie/> - click on book C and go to unit 1 The Aquarium.
- Go down to hard and soft c and g
- Complete the 4 interactive activities for soft and hard c-  
Intro to hard g  
Intro to soft g  
Hear hard and soft g  
Soft g sorting
- Complete 2 worksheets on hard and soft g Pg 36 and 37
- Language- complete page entitled Unit 21 Language **Upload to Seesaw**
- Complete cloze page entitled 'Will you be my friend?'

## **Maths**

This week we will be starting the topic of weight. As with our previous topic of length the topic of weight is very hands on and practical. You may not have some of the equipment in your home to carry out some of the work e.g. balance scales. Please do not worry and just try to use whatever you have at hand, for example you could use kitchen scales instead of balance scales. To introduce the topic of weight please go through the PowerPoint with your child. When estimating continue to encourage your child to make a reasonable guess and ask them to justify their estimate. When looking at the balance scales we have been using a rhyme to help the children remember how to read the scales. 'Light floats and heavy sinks.' The lighter side will float upwards and the heavier side will sink downwards.

Mathemagic – Pg 106, 107 and 108

Additional practical activities – collect several items from around the house and have your child order them from lightest to heaviest. Ask them to hold each item and judge its weight and compare it to the other objects.

## **Gaeilge**

We will be continuing to use the Bua na Cainte programme for our Gaeilge lessons.

- Login to the Bua na Cainte programme
- Select the theme 'An Teilifís' (Television)
- Click on Ceacht 6 – click on the speech bubble and listen to the comhrá and discuss\*note if you click on the mouse character in the bottom left of the screen the text for the conversation will appear.
- Click on the game console and complete Tasc Éisteachta, cuir na pictúir in ord (put the pictures in the correct order)
- Bua na cainte complete Pg 71 read through the story with your child and colour the picture (attached)
- Click on Ceacht 7, click on the speech bubble and listen to Feicim le mo shúilín

- Click on the games console and complete Feicim le mo shúilín, Bí ag scríobh, Cluiche Kim
- Complete Pg 72 and 73 in Bua na Cainte (attached)
- Click on Ceacht 8, click on the speech bubble and listen to the Nuacht (news)
- Click on the game console and complete Tasc Éisteachta
- Complete Pg 74 in Bua na Cainte
- Click on Sceal and listen to story Codladh sámh and discuss
- Complete Pg 75 Bua na Cainte go through vocab and colour
- Complete a few rounds of Biongó with your child

## **RE**

We will be continuing to use the Grow in Love programme for our Religion lessons. To login please google 'Grow in Love login' and use the following details

Email: [trial@growinlove.ie](mailto:trial@growinlove.ie)

Password: growinlove

- Choose the Second-Class book/P4 (please note that both 1<sup>st</sup> and 2<sup>nd</sup> class are using the 1<sup>st</sup> class programme this year)
- Choose Theme 6 – At Mass we give thanks and we receive Holy Communion
- Choose lesson 2 “At mass we give thanks”
- Click into video “Mass- presentation of the gifts” focus on how the gifts are presented and received. Discuss the song being sang and the meaning of the lyrics – Do this is in memory of me
- Song – Eat this bread. Listen to and practice this song with your child
- Talk to your child about the gifts that we have in our lives from God for example friends, family, food etc
- Complete Pg 36 and 37 in Grow in Love (attached)
- May is the month of Mary. We will be completing work on the Rosary this week.
- Click into theme 11 – seasonal lessons
- Click into lesson 1 Rosary
- Look at the poster and discuss what is happening
- Click on the Joyful Mysteries discuss each one with your child

The Annunciation: The angel Gabriel asks Mary to be the Mother of Jesus.

The Visitation: Mary visits her cousin Elizabeth. Elizabeth’s baby (St. John the Baptist) recognizes Mary’s baby (Jesus). Both babies are still in the womb!

The Nativity: Mary gives birth to Jesus in a manger.

The Presentation: Mary and Joseph take Jesus to the Temple, and Simeon and Anna recognize Jesus as the Messiah.

The Finding in the Temple: Mary and Joseph fear Jesus is lost. They find him teaching in the Temple.

- Click on the Joyful Mysteries video and watch with your child
- Click on The Rosary Our Family Album and discuss
- Watch Hail Mary video – discuss and practice with your child
- Click on the video Rosary and discuss
- Complete the art activity – Rosary beads (if you have the materials available)
- Complete Grow in Love Pg 54 and 55 (attached)

## **SESE**

**Geography** – This week we will be starting a country study on China. Engage your child in a discussion about China and ask them to share any facts they may know. Go thorough China PowerPoint with your child and discuss. After doing this ask your child to tell you 3 new things they learned about China. Complete Pg 36, 37 and 38 in Small World **upload this to Seesaw**

**History** – This week in History we will be looking at communication. We will be focusing on comparing communication in the past to now, looking for similarities and differences. To introduce the topic go through the PowerPoint ‘Communication’ with your child and discuss. Share your own knowledge of communication in the past and how it has changed. Complete Pg 92 and 93 (answer questions in homework copy) in Small World.

**Science**- This week we will be exploring living things. They are going to be investigating the strength of an eggshell by completing the experiment ‘Tough Guys.’ If you do not have the materials to complete the experiment, please do not worry. Complete the experiment ‘Tough Guys’ and complete the 4 worksheets accompanying the experiment. **If possible please upload a picture of your experiment or you doing the experiment to Seesaw.**

## **Art**

Chinese lanterns- Instructions and template are uploaded to the assignment page. This art activity will link with our country study of China. Feel free to decorate the lantern with any design you wish if you do not have red card or paper at home.

### **Additional activities**

These are some suggested activities/resources if your child would like some additional activities to complete.

- Children could help with some cooking/ baking at home to help reinforce their learning around the topic of weight.
- Art activities- the YouTube channel Art Hub for Kids has some great drawing tutorials; the children have used this before and are familiar with it.
- Children could go through their favourite book and find as many nouns, verbs, adjectives and adverbs as they can
- Additional maths activities-children can also complete any worksheets/ activities from Twinkl which are revision of topics already covered including addition, subtraction, money, 2D/3D shapes, data, fractions and place value, length
- Children can go back through the previously completed weeks in their Spellbound and revise their spellings. You could also choose any of these words and ask your child to put them into sentences. Look out for any words that your child is spelling incorrectly and revise these words in particular.
- Storyline Online is a great free resource that the children are already familiar with, there is a variety of different stories which the children can listen to and each story is accompanied by activities and worksheets
- RTE will be broadcasting school on TV from 11-12 Monday to Friday on RTÉ 2. Your child may wish to watch and participate in these lessons.



# MONDAY - WEEK 18

- T** 1.  $8 + 5 =$
- A** 2.  $8 + 6 =$
- B** 3.  $8 + 9 =$
- L** 4.  $8 + 2 =$
- E** 5.  $8 + 0 =$

6. Tick the one that shows half.



7. 10 less than 56 is .

8.  $20 - 4 =$

9. Tick the heaviest.



Work it out

10.  How many faces?

11. Ring  $\frac{1}{2}$  of the stars. ☆☆☆☆☆☆☆☆☆

12. A spoon holds more  less  than a litre of water.

13.  $45 + 20 =$

14. How much?  c

15. How many minutes are in half an hour?

😊 ☹️ 😊 😊 Score

15

# TABLES TUESDAY - WEEK 18

1.  $8 +$    $=$   13
2.  $8 +$    $=$   11
3.  $8 +$    $=$   9
4.  $8 +$    $=$   15
5.  $8 +$    $=$   17
6.  $8 +$    $=$   10
7.  $8 +$    $=$   14
8.  $8 +$    $=$   16
9.  $8 +$    $=$   18
10.  $8 +$    $=$   12
11.  $8 +$    $=$   16

12.   $+$   $8 =$   11
13.   $+$   $8 =$   13
14.   $+$   $8 =$   17
15.   $+$   $8 =$   14
16.   $+$   $8 =$   18
17.   $+$   $8 =$   12
18.   $+$   $8 =$   15
19.   $+$   $8 =$   8
20.   $+$   $8 =$   10

😊 ☹️ 😊 😊 Score

20

# WEDNESDAY - WEEK 18

- T** 1.  $8 +$    $=$   14
- A** 2.  $8 +$    $=$   12
- B** 3.  $8 +$    $=$   11
- L** 4.  $8 +$    $=$   9
- E** 5.  $8 +$    $=$   10

6.  $46 =$   tens and  units

7. How many in €1?

8.  $20 - 6 =$

9. A big garden bucket holds more  less  than a litre of water.

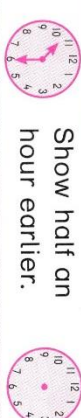
Work it out

10. Tick the one that shows half.



11. The day after tomorrow will be .

12. Show half an hour earlier.



13. 10 less than 78 is .

14. How many faces?

15.  $10 +$    $=$   20

😊 ☹️ 😊 😊 Score

15

# THURSDAY - WEEK 18

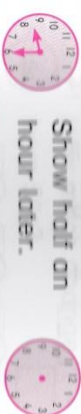
- T** 1.  $8 +$    $=$   16
- A** 2.  $8 +$    $=$   18
- B** 3.  $8 +$    $=$   17
- L** 4.  $8 +$    $=$   8
- E** 5.  $8 +$    $=$   13

6. The height of a classroom door is more than  less than  a metre.

7.  $56 + 20 =$

8.  $16 -$    $=$   11

9. Show half an hour later.




10. 10 less than 83 is .

11.  $53 =$   tens and  units

12. How many in 50c?

13. Tick the shapes that roll.



14.  $20 - 12 =$


15. How many legs have 3 dogs?

😊 ☹️ 😊 😊 Score

15




## DAY 69

- Write the number of syllables in **seen**.
- Fill in the missing letter.  
D\_\_ember
- Write in **sh** or **th**.  
di\_\_
- Which word does not belong in this family? Draw a line under it.  
shore yawn draw crawl
- Circle **true** or **false**.  
I am in first class.
- Add **ed** to **brush** to make a new word.
- Fill in **was** or **were**.  
The car  red and shiny. 
- Add **s** to **fan** to mean more than one.
- Circle the word that is not needed.  
Grandad said a funny thing make yesterday.
- Which word needs a capital letter?  
I called my baby chick chippy.


MY SCORE

## DAY 70

- Write the number of syllables in **put**.
- Fill in the missing letter.  
Decem\_\_er
- Write in **sh** or **th**.  
\_\_ark
- Which word does not belong in this family? Draw a line under it.  
ride like drip five
- Circle **true** or **false**.  
An apple can only be green.
- Add **ed** to **start** to make a new word.
- Fill in **was** or **were**.  
My dog  barking. 
- Add **s** to **cake** to mean more than one.
- Circle the word that is not needed.  
The red apple fell down over from the tree.
- Which word needs a capital letter?  
We went to france.

MY SCORE

## DAY 71

- Write **Septumbar** correctly.
- Which word starts with **st** like **stop**?  
step cost skip ship
- Circle the word that ends with **ay** like **day**.  
lady play happy your
- Circle the word that rhymes with **wish**.  
shut fish ship smash
- Add **un** to **kind** to make a word that means 'not kind'.
- Circle **true** or **false**.  
The colour of snow is white.
- Fill in **has** or **have**.  
Paul  a new schoolbag.
- Add **es** to **brush** to mean more than one. 
- Fill in **to** or **two**.  
I went  the shop yesterday.
- Fill in **When** or **Who**.  
 are you?

MY SCORE

## DAY 72


- Write **Oktoeber** correctly.
- Which word starts with **sk** like **skin**?  
stand skip spot disk
- Circle the word that ends with **st** like **best**.  
stone must skip bunch
- Circle the word that rhymes with **chin**.  
chop shop chip shin
- Add **un** to **safe** to make a word that means 'not safe'.
- Circle **true** or **false**.  
The colour of coal is black.
- Fill in **has** or **have**.  
It  rained all day.
- Add **es** to **smash** to mean more than one.
- Fill in **to** or **two**.  
I made  chocolate cakes.
- Fill in **Who** or **Where**.  
 did you go?

MY SCORE






# Léigh an Scéal



Bhí sorcas ar an teilifís.



Bhéic an leon.



Chonaic na páistí leon.

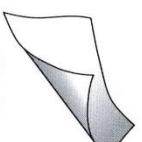


Bhí eagla ar Bhran.



Rith sé faoin mbord.

# Féicim le Mo Shúilín



páipéar



péint




páiste



péist



puimcín



peann luaidhe



púca



piorra




pláta



práta



páirc



pictiúr



Faigh

1



Faigh

2



Faigh

3



Faigh

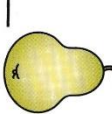
4



5



6



7



8

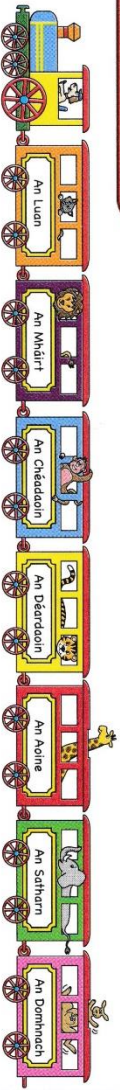




# Faigh an Focal

An Teilifí

An Teilifís



1

púca

pictiúr

péist

pictiúr

2

peann luaidhe

piorra

púca

pictiúr

3

piorra

púca

páirc

4

púca

piorra

puimcín

5

péint

páipéar

páirc

6

páirc

péint


páipéar



fuair



te



fluch



tirim



gaofar



scamallach



dorcha



geal



## An Nuacht

Inniu an \_\_\_\_\_

Inné an \_\_\_\_\_

Amárach an \_\_\_\_\_

Tá an lá \_\_\_\_\_

Chonaic mé \_\_\_\_\_ ar an teilifís.

\_\_\_\_\_

\_\_\_\_\_

\_\_\_\_\_

Tarraing pictiúr.



sorcás




cartún



clár spóirt



tíogar



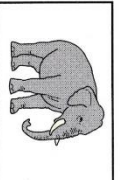
nathair



leon

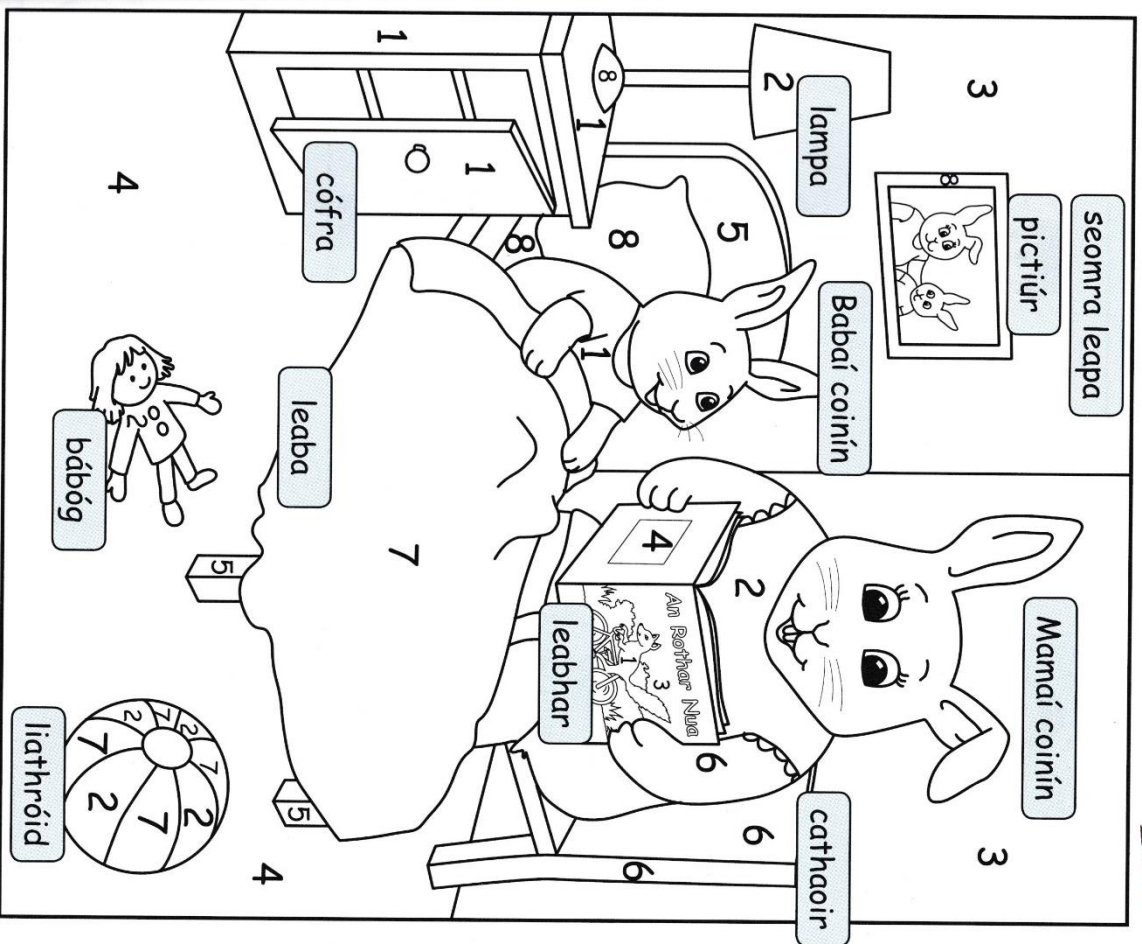


sioráf



eilifint





ráiste

dearg

gorm

glas

dubh

donn

buí


liath

75


IN SCHOOL

At Mass, we give thanks to God for ...

Write about what you are thankful for and draw a picture.




The food we eat



Jesus, our friend



Our families





## AT HOME

### Prayer before Communion

Fill in the blanks to read the *Prayer before Communion*.

This week, the children have learned that Mass is a time to give thanks to God for all that has been given to us.



Lord J \_\_\_\_\_, come to me,

Lord Jesus, give me your L \_\_\_\_\_,

Lord Jesus, c \_\_\_\_\_ to me and give me yourself.

Lord Jesus, friend of c \_\_\_\_\_, come to me.

Lord Jesus, you are my Lord and my G \_\_\_\_\_.

P \_\_\_\_\_ to you, Lord Jesus Christ.

#### WORD BANK

children come God  
Jesus Praise love



#### Chat Together

About what you are thankful for:  
Mass is a time to say thank you to God for all that we have.

#### Invitation to Pray

*Prayer before Communion*

## IN SCHOOL

### Praying the Rosary

Fill in the blanks.

1. Begin with the S \_\_\_\_\_ o \_\_\_\_\_ t \_\_\_\_\_ C \_\_\_\_\_.

2. First, pray one O \_\_\_\_\_ F \_\_\_\_\_.

3. Then pray the *Hail Mary* t \_\_\_\_\_ times.

4. Finish by praying the G \_\_\_\_\_ b \_\_\_\_\_ t \_\_\_\_\_ t \_\_\_\_\_ F \_\_\_\_\_.

5. Repeat all of this f \_\_\_\_\_ times, thinking of things that happened in the life of Jesus and Mary.

6. Some of the happy things that happened in the life of Jesus and Mary are called the J \_\_\_\_\_ Mysteries of the *Rosary*.

#### WORD BANK

five  
Glory be to the Father  
Joyful  
Sign of the Cross  
Our Father  
ten




AT HOME

# The Joyful Mysteries of the Rosary

Write the names of the Joyful Mysteries of the Rosary.

This week, the children have been learning about the Joyful Mysteries of the Rosary – some of the happy moments in the life of Jesus and his family. October is the month in which we try to pray the Rosary, or part of it, every day.



1. The First Joyful Mystery:  
The A \_\_\_\_\_  
The Angel Gabriel announces the birth of Jesus, God's Son.

2. The Second Joyful Mystery:  
The V \_\_\_\_\_  
Mary visits her cousin, Elizabeth.

3. The Third Joyful Mystery:  
The N \_\_\_\_\_  
Jesus is born in Bethlehem.

4. The Fourth Joyful Mystery:  
The P \_\_\_\_\_  
Mary and Joseph present Jesus in the temple soon after he is born.

5. The Fifth Joyful Mystery:  
The F \_\_\_\_\_ of the child J \_\_\_\_\_  
in the T \_\_\_\_\_  
Mary and Joseph present Jesus in the temple.

## WORD BANK

Annunciation Finding Jesus Nativity  
Presentation Temple Visitation

### Chat Together

About the happy or joyful moments in the life of your family. Are any of them similar to the times named above?

### Invitation to Pray

One decade of the Rosary (One Our Father, ten Hail Marys and one Glory be to the Father), remembering one of the Joyful Mysteries of the Rosary.